

# Carboline Plasite 4301HT Part A

Resene Paints (Australia) Limited

Chemwatch Hazard Alert Code: 4

Version No: 2.7

Safety Data Sheet according to WHS and ADG requirements

Issue Date: 09/04/2020

Print Date: 09/04/2020

S.GHS.AUS.EN

## SECTION 1 IDENTIFICATION OF THE SUBSTANCE / MIXTURE AND OF THE COMPANY / UNDERTAKING

### Product Identifier

Product name	Carboline Plasite 4301HT Part A
Synonyms	Not Available
Proper shipping name	PAINT (including paint, lacquer, enamel, stain, shellac, varnish, polish, liquid filler and liquid lacquer base) or PAINT RELATED MATERIAL (including paint thinning or reducing compound)
Other means of identification	Not Available

### Relevant identified uses of the substance or mixture and uses advised against

Relevant identified uses	Part A of a multi-component industrial coating
--------------------------	--

### Details of the supplier of the safety data sheet

Registered company name	Resene Paints (Australia) Limited
Address	64 Link Drive Queensland 4207 Australia
Telephone	+61 7 55126600
Fax	+61 7 55126697
Website	www.resene.com.au
Email	Not Available

### Emergency telephone number

Association / Organisation	AUSTRALIAN POISONS CENTRE	CHEMWATCH EMERGENCY RESPONSE
Emergency telephone numbers	131126	+61 1800 951 288
Other emergency telephone numbers	Not Available	+61 2 9186 1132

Once connected and if the message is not in your preferred language then please dial 01

## SECTION 2 HAZARDS IDENTIFICATION

### Classification of the substance or mixture

**HAZARDOUS CHEMICAL. DANGEROUS GOODS. According to the WHS Regulations and the ADG Code.**

Poisons Schedule	Not Applicable
Classification [1]	Flammable Liquid Category 3, Eye Irritation Category 2A, Specific target organ toxicity - single exposure Category 1, Chronic Aquatic Hazard Category 2, Specific target organ toxicity - repeated exposure Category 2, Specific target organ toxicity - single exposure Category 3 (respiratory tract irritation), Acute Toxicity (Oral) Category 4, Skin Corrosion/Irritation Category 2, Reproductive Toxicity Category 2, Skin Sensitizer Category 1, Germ cell mutagenicity Category 2, Carcinogenicity Category 2, Acute Aquatic Hazard Category 2
Legend:	1. Classified by Chemwatch; 2. Classification drawn from HCIS; 3. Classification drawn from Regulation (EU) No 1272/2008 - Annex VI

### Label elements

Hazard pictogram(s)	
SIGNAL WORD	DANGER

### Hazard statement(s)

H226	Flammable liquid and vapour.
H319	Causes serious eye irritation.
H370	Causes damage to organs.
H411	Toxic to aquatic life with long lasting effects.
H373	May cause damage to organs through prolonged or repeated exposure.
H335	May cause respiratory irritation.
H302	Harmful if swallowed.

## Carboline Plasite 4301HT Part A

H315	Causes skin irritation.
H361f	Suspected of damaging fertility.
H317	May cause an allergic skin reaction.
H341	Suspected of causing genetic defects.
H351	Suspected of causing cancer.

## Supplementary statement(s)

Not Applicable

## Precautionary statement(s) Prevention

P201	Obtain special instructions before use.
P210	Keep away from heat/sparks/open flames/hot surfaces. - No smoking.
P260	Do not breathe mist/vapours/spray.
P271	Use in a well-ventilated area.
P280	Wear protective gloves/protective clothing/eye protection/face protection.
P281	Use personal protective equipment as required.
P240	Ground/bond container and receiving equipment.
P241	Use explosion-proof electrical/ventilating/lighting/intrinsically safe equipment.
P242	Use only non-sparking tools.
P243	Take precautionary measures against static discharge.
P270	Do not eat, drink or smoke when using this product.
P273	Avoid release to the environment.
P272	Contaminated work clothing should not be allowed out of the workplace.

## Precautionary statement(s) Response

P307+P311	IF exposed: Call a POISON CENTER or doctor/physician.
P308+P313	IF exposed or concerned: Get medical advice/attention.
P321	Specific treatment (see advice on this label).
P362	Take off contaminated clothing and wash before reuse.
P370+P378	In case of fire: Use alcohol resistant foam or normal protein foam for extinction.
P302+P352	IF ON SKIN: Wash with plenty of water and soap.
P305+P351+P338	IF IN EYES: Rinse cautiously with water for several minutes. Remove contact lenses, if present and easy to do. Continue rinsing.
P333+P313	If skin irritation or rash occurs: Get medical advice/attention.
P337+P313	If eye irritation persists: Get medical advice/attention.
P391	Collect spillage.
P301+P312	IF SWALLOWED: Call a POISON CENTER or doctor/physician if you feel unwell.
P303+P361+P353	IF ON SKIN (or hair): Remove/Take off immediately all contaminated clothing. Rinse skin with water/shower.
P304+P340	IF INHALED: Remove victim to fresh air and keep at rest in a position comfortable for breathing.
P330	Rinse mouth.

## Precautionary statement(s) Storage

P403+P235	Store in a well-ventilated place. Keep cool.
P405	Store locked up.

## Precautionary statement(s) Disposal

P501	Dispose of contents/container to authorised hazardous or special waste collection point in accordance with any local regulation.
------	--

## SECTION 3 COMPOSITION / INFORMATION ON INGREDIENTS

## Substances

See section below for composition of Mixtures

## Mixtures

CAS No	%[weight]	Name
100-42-5	20-30	styrene
Not Available	40-50	vinyl ester

## SECTION 4 FIRST AID MEASURES

## Description of first aid measures

Eye Contact	If this product comes in contact with the eyes: ▶ Wash out immediately with fresh running water.
-------------	---

Continued...

## Carboline Plasite 4301HT Part A

	<ul style="list-style-type: none"> <li>▶ Ensure complete irrigation of the eye by keeping eyelids apart and away from eye and moving the eyelids by occasionally lifting the upper and lower lids.</li> <li>▶ Seek medical attention without delay; if pain persists or recurs seek medical attention.</li> <li>▶ Removal of contact lenses after an eye injury should only be undertaken by skilled personnel.</li> </ul>
<b>Skin Contact</b>	<p>If skin or hair contact occurs:</p> <ul style="list-style-type: none"> <li>▶ Immediately flush body and clothes with large amounts of water, using safety shower if available.</li> <li>▶ Quickly remove all contaminated clothing, including footwear.</li> <li>▶ Wash skin and hair with running water. Continue flushing with water until advised to stop by the Poisons Information Centre.</li> <li>▶ Transport to hospital, or doctor.</li> </ul>
<b>Inhalation</b>	<ul style="list-style-type: none"> <li>▶ If fumes or combustion products are inhaled remove from contaminated area.</li> <li>▶ Lay patient down. Keep warm and rested.</li> <li>▶ Prostheses such as false teeth, which may block airway, should be removed, where possible, prior to initiating first aid procedures.</li> <li>▶ Apply artificial respiration if not breathing, preferably with a demand valve resuscitator, bag-valve mask device, or pocket mask as trained. Perform CPR if necessary.</li> <li>▶ Transport to hospital, or doctor, without delay.</li> </ul>
<b>Ingestion</b>	<ul style="list-style-type: none"> <li>▶ Immediately give a glass of water.</li> <li>▶ First aid is not generally required. If in doubt, contact a Poisons Information Centre or a doctor.</li> <li>▶ If spontaneous vomiting appears imminent or occurs, hold patient's head down, lower than their hips to help avoid possible aspiration of vomitus.</li> </ul>

**Indication of any immediate medical attention and special treatment needed**

Any material aspirated during vomiting may produce lung injury. Therefore emesis should not be induced mechanically or pharmacologically. Mechanical means should be used if it is considered necessary to evacuate the stomach contents; these include gastric lavage after endotracheal intubation. If spontaneous vomiting has occurred after ingestion, the patient should be monitored for difficult breathing, as adverse effects of aspiration into the lungs may be delayed up to 48 hours.

For acute or short term repeated exposures to styrene:

**INHALATION:**

- ▶ Severe exposures should have cardiac monitoring to detect arrhythmia.
- ▶ Catecholamines, especially epinephrine (adrenaline) should be used cautiously (if at all).
- ▶ Aminophylline and inhaled beta-two selective bronchodilators (e.g. salbutamol) are the drugs of choice for treatment of bronchospasm.

**INGESTION:**

- ▶ Ipecac syrup should be given for ingestions exceeding 3ml (styrene)/kg.
- ▶ For patients at risk of aspiration because of obtundation, intubation should precede lavage.
- ▶ Pneumonitis is a significant risk. Watch the patient closely in an upright (alert patient) or left lateral head-down position (obtunded patient) to reduce aspiration potential. [Ellenhorn and Barceloux: Medical Toxicology]

**BIOLOGICAL EXPOSURE INDEX - BEI**

These represent the determinants observed in specimens collected from a healthy worker who has been exposed at the Exposure Standard (ES or TLV):

Determinant	Index	Sampling Time	Comments
1. Mandelic acid in urine	800 mg/gm creatinine	End of shift	NS
	300 mg/gm creatinine	Prior to next shift	NS
2. Phenylglyoxylic acid in urine	240 mg/gm creatinine	End of shift	NS
	100 mg/gm creatinine	Prior to next shift	
3. Styrene in venous blood	0.55 mg/L	End of shift	SQ
	0.02 mg/L	Prior to next shift	SQ

NS: Non-specific determinant; also seen after exposure to other materials.

SQ: Semi-quantitative determinant - Interpretation may be ambiguous; should be used as a screening test or confirmatory test.

B: Background levels occur in specimens collected from subjects **NOT** exposed  
Treat symptomatically.

**SECTION 5 FIREFIGHTING MEASURES****Extinguishing media**

- ▶ Foam.
- ▶ Dry chemical powder.
- ▶ BCF (where regulations permit).
- ▶ Carbon dioxide.
- ▶ Water spray or fog - Large fires only.

**Special hazards arising from the substrate or mixture**

<b>Fire Incompatibility</b>	▶ Avoid contamination with oxidising agents i.e. nitrates, oxidising acids, chlorine bleaches, pool chlorine etc. as ignition may result
-----------------------------	--

**Advice for firefighters**

<b>Fire Fighting</b>	<ul style="list-style-type: none"> <li>▶ Alert Fire Brigade and tell them location and nature of hazard.</li> <li>▶ May be violently or explosively reactive.</li> <li>▶ Wear breathing apparatus plus protective gloves.</li> <li>▶ Prevent, by any means available, spillage from entering drains or water course.</li> <li>▶ If safe, switch off electrical equipment until vapour fire hazard removed.</li> <li>▶ Use water delivered as a fine spray to control fire and cool adjacent area.</li> <li>▶ Avoid spraying water onto liquid pools.</li> <li>▶ <b>DO NOT</b> approach containers suspected to be hot.</li> <li>▶ Cool fire exposed containers with water spray from a protected location.</li> </ul>
----------------------	---

## Carboline Plasite 4301HT Part A

	<ul style="list-style-type: none"> <li>▶ If safe to do so, remove containers from path of fire.</li> </ul>
<b>Fire/Explosion Hazard</b>	<ul style="list-style-type: none"> <li>▶ Liquid and vapour are flammable.</li> <li>▶ Moderate fire hazard when exposed to heat or flame.</li> <li>▶ Vapour forms an explosive mixture with air.</li> <li>▶ Moderate explosion hazard when exposed to heat or flame.</li> <li>▶ Vapour may travel a considerable distance to source of ignition.</li> <li>▶ Heating may cause expansion or decomposition leading to violent rupture of containers.</li> <li>▶ On combustion, may emit toxic fumes of carbon monoxide (CO).</li> </ul> <p>Combustion products include: carbon dioxide (CO<sub>2</sub>) carbon monoxide (CO) nitrogen oxides (NO<sub>x</sub>) metal oxides other pyrolysis products typical of burning organic material.</p> <p><b>Contains low boiling substance:</b> Closed containers may rupture due to pressure buildup under fire conditions.</p>
<b>HAZCHEM</b>	*3Y

## SECTION 6 ACCIDENTAL RELEASE MEASURES

## Personal precautions, protective equipment and emergency procedures

See section 8

## Environmental precautions

See section 12

## Methods and material for containment and cleaning up

<b>Minor Spills</b>	<ul style="list-style-type: none"> <li>▶ Remove all ignition sources.</li> <li>▶ Clean up all spills immediately.</li> <li>▶ Avoid breathing vapours and contact with skin and eyes.</li> <li>▶ Control personal contact with the substance, by using protective equipment.</li> <li>▶ Contain and absorb small quantities with vermiculite or other absorbent material.</li> <li>▶ Wipe up.</li> <li>▶ Collect residues in a flammable waste container.</li> </ul>
<b>Major Spills</b>	<ul style="list-style-type: none"> <li>▶ Clear area of personnel and move upwind.</li> <li>▶ Alert Fire Brigade and tell them location and nature of hazard.</li> <li>▶ May be violently or explosively reactive.</li> <li>▶ Wear breathing apparatus plus protective gloves.</li> <li>▶ Prevent, by any means available, spillage from entering drains or water course.</li> <li>▶ Consider evacuation (or protect in place).</li> <li>▶ No smoking, naked lights or ignition sources.</li> <li>▶ Increase ventilation.</li> <li>▶ Stop leak if safe to do so.</li> <li>▶ Water spray or fog may be used to disperse /absorb vapour.</li> <li>▶ Contain spill with sand, earth or vermiculite.</li> <li>▶ Use only spark-free shovels and explosion proof equipment.</li> <li>▶ Collect recoverable product into labelled containers for recycling.</li> <li>▶ Absorb remaining product with sand, earth or vermiculite.</li> <li>▶ Collect solid residues and seal in labelled drums for disposal.</li> <li>▶ Wash area and prevent runoff into drains.</li> <li>▶ If contamination of drains or waterways occurs, advise emergency services.</li> </ul>

Personal Protective Equipment advice is contained in Section 8 of the SDS.

## SECTION 7 HANDLING AND STORAGE

## Precautions for safe handling

<b>Safe handling</b>	<ul style="list-style-type: none"> <li>▶ Containers, even those that have been emptied, may contain explosive vapours.</li> <li>▶ Do NOT cut, drill, grind, weld or perform similar operations on or near containers.</li> </ul> <p><b>Contains low boiling substance:</b> Storage in sealed containers may result in pressure buildup causing violent rupture of containers not rated appropriately.</p> <ul style="list-style-type: none"> <li>▶ Check for bulging containers.</li> <li>▶ Vent periodically</li> <li>▶ Always release caps or seals slowly to ensure slow dissipation of vapours</li> <li>▶ Avoid all personal contact, including inhalation.</li> <li>▶ Wear protective clothing when risk of overexposure occurs.</li> <li>▶ Use in a well-ventilated area.</li> <li>▶ Prevent concentration in hollows and sumps.</li> <li>▶ <b>DO NOT enter confined spaces until atmosphere has been checked.</b></li> <li>▶ Avoid smoking, naked lights or ignition sources.</li> <li>▶ Avoid generation of static electricity.</li> <li>▶ <b>DO NOT use plastic buckets.</b></li> <li>▶ Earth all lines and equipment.</li> <li>▶ Use spark-free tools when handling.</li> <li>▶ Avoid contact with incompatible materials.</li> <li>▶ <b>When handling, DO NOT eat, drink or smoke.</b></li> <li>▶ Keep containers securely sealed when not in use.</li> <li>▶ Avoid physical damage to containers.</li> <li>▶ Always wash hands with soap and water after handling.</li> </ul>
----------------------	---

## Carboline Plasite 4301HT Part A

	<ul style="list-style-type: none"> <li>▶ Work clothes should be laundered separately.</li> <li>▶ Use good occupational work practice.</li> <li>▶ Observe manufacturer's storage and handling recommendations contained within this SDS.</li> <li>▶ Atmosphere should be regularly checked against established exposure standards to ensure safe working conditions.</li> <li>▶ <b>DO NOT allow clothing wet with material to stay in contact with skin</b></li> </ul>
Other information	<ul style="list-style-type: none"> <li>▶ Store in original containers in approved flammable liquid storage area.</li> <li>▶ Store away from incompatible materials in a cool, dry, well-ventilated area.</li> <li>▶ <b>DO NOT store in pits, depressions, basements or areas where vapours may be trapped.</b></li> <li>▶ No smoking, naked lights, heat or ignition sources.</li> <li>▶ Storage areas should be clearly identified, well illuminated, clear of obstruction and accessible only to trained and authorised personnel - adequate security must be provided so that unauthorised personnel do not have access.</li> <li>▶ Store according to applicable regulations for flammable materials for storage tanks, containers, piping, buildings, rooms, cabinets, allowable quantities and minimum storage distances.</li> <li>▶ Use non-sparking ventilation systems, approved explosion proof equipment and intrinsically safe electrical systems.</li> <li>▶ Have appropriate extinguishing capability in storage area (e.g. portable fire extinguishers - dry chemical, foam or carbon dioxide) and flammable gas detectors.</li> <li>▶ Keep adsorbents for leaks and spills readily available.</li> <li>▶ Protect containers against physical damage and check regularly for leaks.</li> <li>▶ Observe manufacturer's storage and handling recommendations contained within this SDS.</li> </ul> <p>In addition, for tank storages (where appropriate):</p> <ul style="list-style-type: none"> <li>▶ Store in grounded, properly designed and approved vessels and away from incompatible materials.</li> <li>▶ For bulk storages, consider use of floating roof or nitrogen blanketed vessels; where venting to atmosphere is possible, equip storage tank vents with flame arrestors; inspect tank vents during winter conditions for vapour/ ice build-up.</li> <li>▶ Storage tanks should be above ground and diked to hold entire contents.</li> </ul>

## Conditions for safe storage, including any incompatibilities

Suitable container	<ul style="list-style-type: none"> <li>▶ Packing as supplied by manufacturer.</li> <li>▶ Plastic containers may only be used if approved for flammable liquid.</li> <li>▶ Check that containers are clearly labelled and free from leaks.</li> <li>▶ For low viscosity materials (i) : Drums and jerry cans must be of the non-removable head type. (ii) : Where a can is to be used as an inner package, the can must have a screwed enclosure.</li> <li>▶ For materials with a viscosity of at least 2680 cSt. (23 deg. C)</li> <li>▶ For manufactured product having a viscosity of at least 250 cSt. (23 deg. C)</li> <li>▶ Manufactured product that requires stirring before use and having a viscosity of at least 20 cSt (25 deg. C): (i) Removable head packaging; (ii) Cans with friction closures and (iii) low pressure tubes and cartridges may be used.</li> <li>▶ Where combination packages are used, and the inner packages are of glass, there must be sufficient inert cushioning material in contact with inner and outer packages</li> <li>▶ In addition, where inner packagings are glass and contain liquids of packing group I there must be sufficient inert absorbent to absorb any spillage, unless the outer packaging is a close fitting moulded plastic box and the substances are not incompatible with the plastic.</li> </ul>
Storage incompatibility	<p>For frits:</p> <ul style="list-style-type: none"> <li>▶ Avoid storage with hydrogen fluoride/ hydrofluoric acid, oxygen difluoride, manganese trifluoride, fluorine and other fluorine containing compounds, manganese trioxide, chlorates, chlorine trifluoride, chlorine trioxide, strong alkalis, metal oxides, concentrated orthophosphoric acid or vinyl acetate.</li> </ul> <p>For alkyl aromatics:</p> <p>The alkyl side chain of aromatic rings can undergo oxidation by several mechanisms. The most common and dominant one is the attack by oxidation at benzylic carbon as the intermediate formed is stabilised by resonance structure of the ring.</p> <ul style="list-style-type: none"> <li>▶ Following reaction with oxygen and under the influence of sunlight, a hydroperoxide at the alpha-position to the aromatic ring, is the primary oxidation product formed (provided a hydrogen atom is initially available at this position) - this product is often short-lived but may be stable dependent on the nature of the aromatic substitution; a secondary C-H bond is more easily attacked than a primary C-H bond whilst a tertiary C-H bond is even more susceptible to attack by oxygen</li> <li>▶ Monoalkylbenzenes may subsequently form monocarboxylic acids; alkyl naphthalenes mainly produce the corresponding naphthalene carboxylic acids.</li> <li>▶ Oxidation in the presence of transition metal salts not only accelerates but also selectively decomposes the hydroperoxides.</li> <li>▶ Hock-rearrangement by the influence of strong acids converts the hydroperoxides to hemiacetals. Peresters formed from the hydroperoxides undergo Criegee rearrangement easily.</li> <li>▶ Alkali metals accelerate the oxidation while CO<sub>2</sub> as co-oxidant enhances the selectivity.</li> <li>▶ Microwave conditions give improved yields of the oxidation products.</li> <li>▶ Photo-oxidation products may occur following reaction with hydroxyl radicals and NO<sub>x</sub> - these may be components of photochemical smogs.</li> </ul> <p>Oxidation of Alkylaromatics: T.S.S Rao and Shubhra Awasthi: E-Journal of Chemistry Vol 4, No. 1, pp 1-13 January 2007</p> <ul style="list-style-type: none"> <li>▶ Vigorous reactions, sometimes amounting to explosions, can result from the contact between aromatic rings and strong oxidising agents.</li> <li>▶ Aromatics can react exothermically with bases and with diazo compounds.</li> </ul> <p>Titanium dioxide</p> <ul style="list-style-type: none"> <li>▶ reacts with strong acids, strong oxidisers</li> <li>▶ reacts violently with aluminium, calcium, hydrazine, lithium (at around 200 deg C.), magnesium, potassium, sodium, zinc, especially at elevated temperatures - these reactions involves reduction of the oxide and are accompanied by incandescence</li> <li>▶ dust or powders can ignite and then explode in a carbon dioxide atmosphere</li> </ul> <p><b>WARNING:</b></p> <p>May decompose violently or explosively on contact with other substances.</p> <ul style="list-style-type: none"> <li>▶ This substance, or one of its components, is one of the relatively few compounds which are described as "endothermic" i.e. heat is absorbed into the compound, rather than released from it, during its formation.</li> <li>▶ The majority of endothermic compounds are thermodynamically unstable and may decompose explosively under various circumstances of initiation.</li> <li>▶ Many but not all endothermic compounds have been involved in decompositions, reactions and explosions and, in general, compounds with significantly positive values of standard heats of formation, may be considered suspect on stability grounds.</li> </ul> <p>BREThERICK L.: Handbook of Reactive Chemical Hazards</p> <ul style="list-style-type: none"> <li>▶ Contamination with polymerisation catalysts - peroxides, persulfates, oxidising agents - also strong acids, strong alkalies, will cause polymerisation with exotherm - generation of heat.</li> <li>▶ Polymerisation of large quantities may be violent - even explosive.</li> <li>▶ Avoid any contamination of this material as it is very reactive and any contamination is potentially hazardous</li> </ul> <p>Styrene:</p> <ul style="list-style-type: none"> <li>▶ requires inhibition with adequate levels of substituted phenol (such as tert-butylcatechol to prevent polymerisation - material that has had inhibitor removed, e.g. is uninhibited, must be refrigerated and used within 24 hours, i.e. not stored; contact with alkali solutions or glycols will remove inhibitor and render material unstable on storage</li> <li>▶ polymerisation may cause container to explode</li> </ul>

## Carboline Plasite 4301HT Part A

- ▶ polymerisation may be caused by elevated temperatures (above 66 deg C.), butyl lithium, peroxides, UV light, or sunlight
- ▶ reacts violently with chlorosulfonic acid, strong oxidisers, sulfuric acid, xenon tetrafluoride
- ▶ is incompatible with acids, rust, catalysts for vinyl polymerisation, 2,5-dimethyl-2,5-di(tert-butylperox)hexane, peroxides, metals salts (e.g., aluminium chloride, copper chlorate, manganese nitrate, etc.)
- ▶ corrodes copper and its alloys
- ▶ attacks some plastics, rubber or coatings
- ▶ flow or agitation may generate electrostatic charges due to low conductivity
- ▶ uninhibited monomer vapour may block vents and confined spaces by forming solid polymer



+ X + X + + +

- X** — Must not be stored together  
**0** — May be stored together with specific preventions  
**+** — May be stored together

## SECTION 8 EXPOSURE CONTROLS / PERSONAL PROTECTION

## Control parameters

## OCCUPATIONAL EXPOSURE LIMITS (OEL)

## INGREDIENT DATA

Source	Ingredient	Material name	TWA	STEL	Peak	Notes
Australia Exposure Standards	styrene	Styrene, monomer	50 ppm / 213 mg/m3	426 mg/m3 / 100 ppm	Not Available	Not Available

## EMERGENCY LIMITS


Ingredient	Material name	TEEL-1	TEEL-2	TEEL-3
styrene	Styrene	Not Available	Not Available	Not Available

Ingredient	Original IDLH	Revised IDLH
styrene	700 ppm	Not Available

## Exposure controls

Appropriate engineering controls	<p>Engineering controls are used to remove a hazard or place a barrier between the worker and the hazard. Well-designed engineering controls can be highly effective in protecting workers and will typically be independent of worker interactions to provide this high level of protection. The basic types of engineering controls are:</p> <p>Process controls which involve changing the way a job activity or process is done to reduce the risk.</p> <p>Enclosure and/or isolation of emission source which keeps a selected hazard "physically" away from the worker and ventilation that strategically "adds" and "removes" air in the work environment. Ventilation can remove or dilute an air contaminant if designed properly. The design of a ventilation system must match the particular process and chemical or contaminant in use.</p> <p>Employers may need to use multiple types of controls to prevent employee overexposure.</p> <p>For flammable liquids and flammable gases, local exhaust ventilation or a process enclosure ventilation system may be required. Ventilation equipment should be explosion-resistant.</p> <p>Air contaminants generated in the workplace possess varying "escape" velocities which, in turn, determine the "capture velocities" of fresh circulating air required to effectively remove the contaminant.</p>									
	<table border="1"> <thead> <tr> <th>Type of Contaminant:</th> <th>Air Speed:</th> </tr> </thead> <tbody> <tr> <td>solvent, vapours, degreasing etc., evaporating from tank (in still air).</td> <td>0.25-0.5 m/s (50-100 f/min.)</td> </tr> <tr> <td>aerosols, fumes from pouring operations, intermittent container filling, low speed conveyer transfers, welding, spray drift, plating acid fumes, pickling (released at low velocity into zone of active generation)</td> <td>0.5-1 m/s (100-200 f/min.)</td> </tr> <tr> <td>direct spray, spray painting in shallow booths, drum filling, conveyer loading, crusher dusts, gas discharge (active generation into zone of rapid air motion)</td> <td>1-2.5 m/s (200-500 f/min.)</td> </tr> </tbody> </table>	Type of Contaminant:	Air Speed:	solvent, vapours, degreasing etc., evaporating from tank (in still air).	0.25-0.5 m/s (50-100 f/min.)	aerosols, fumes from pouring operations, intermittent container filling, low speed conveyer transfers, welding, spray drift, plating acid fumes, pickling (released at low velocity into zone of active generation)	0.5-1 m/s (100-200 f/min.)	direct spray, spray painting in shallow booths, drum filling, conveyer loading, crusher dusts, gas discharge (active generation into zone of rapid air motion)	1-2.5 m/s (200-500 f/min.)	
	Type of Contaminant:	Air Speed:								
	solvent, vapours, degreasing etc., evaporating from tank (in still air).	0.25-0.5 m/s (50-100 f/min.)								
aerosols, fumes from pouring operations, intermittent container filling, low speed conveyer transfers, welding, spray drift, plating acid fumes, pickling (released at low velocity into zone of active generation)	0.5-1 m/s (100-200 f/min.)									
direct spray, spray painting in shallow booths, drum filling, conveyer loading, crusher dusts, gas discharge (active generation into zone of rapid air motion)	1-2.5 m/s (200-500 f/min.)									
<p>Within each range the appropriate value depends on:</p> <table border="1"> <thead> <tr> <th>Lower end of the range</th> <th>Upper end of the range</th> </tr> </thead> <tbody> <tr> <td>1: Room air currents minimal or favourable to capture</td> <td>1: Disturbing room air currents</td> </tr> <tr> <td>2: Contaminants of low toxicity or of nuisance value only.</td> <td>2: Contaminants of high toxicity</td> </tr> <tr> <td>3: Intermittent, low production.</td> <td>3: High production, heavy use</td> </tr> <tr> <td>4: Large hood or large air mass in motion</td> <td>4: Small hood-local control only</td> </tr> </tbody> </table>	Lower end of the range	Upper end of the range	1: Room air currents minimal or favourable to capture	1: Disturbing room air currents	2: Contaminants of low toxicity or of nuisance value only.	2: Contaminants of high toxicity	3: Intermittent, low production.	3: High production, heavy use	4: Large hood or large air mass in motion	4: Small hood-local control only
Lower end of the range	Upper end of the range									
1: Room air currents minimal or favourable to capture	1: Disturbing room air currents									
2: Contaminants of low toxicity or of nuisance value only.	2: Contaminants of high toxicity									
3: Intermittent, low production.	3: High production, heavy use									
4: Large hood or large air mass in motion	4: Small hood-local control only									
<p>Simple theory shows that air velocity falls rapidly with distance away from the opening of a simple extraction pipe. Velocity generally decreases with the square of distance from the extraction point (in simple cases). Therefore the air speed at the extraction point should be adjusted, accordingly, after reference to distance from the contaminating source. The air velocity at the extraction fan, for example, should be a minimum of 1-2 m/s (200-400 f/min.) for extraction of solvents generated in a tank 2 meters distant from the extraction point. Other mechanical considerations, producing performance deficits within the extraction apparatus, make it essential that theoretical air velocities are multiplied by factors of 10 or more when extraction systems are installed or used.</p>										

## Carboline Plasite 4301HT Part A

Personal protection	
Eye and face protection	<ul style="list-style-type: none"> <li>▶ Safety glasses with side shields.</li> <li>▶ Chemical goggles.</li> <li>▶ Contact lenses may pose a special hazard; soft contact lenses may absorb and concentrate irritants. A written policy document, describing the wearing of lenses or restrictions on use, should be created for each workplace or task. This should include a review of lens absorption and adsorption for the class of chemicals in use and an account of injury experience. Medical and first-aid personnel should be trained in their removal and suitable equipment should be readily available. In the event of chemical exposure, begin eye irrigation immediately and remove contact lens as soon as practicable. Lens should be removed at the first signs of eye redness or irritation - lens should be removed in a clean environment only after workers have washed hands thoroughly. [CDC NIOSH Current Intelligence Bulletin 59], [AS/NZS 1336 or national equivalent]</li> </ul>
Skin protection	See Hand protection below
Hands/feet protection	<p><b>NOTE:</b></p> <ul style="list-style-type: none"> <li>▶ The material may produce skin sensitisation in predisposed individuals. Care must be taken, when removing gloves and other protective equipment, to avoid all possible skin contact.</li> <li>▶ Contaminated leather items, such as shoes, belts and watch-bands should be removed and destroyed.</li> </ul> <p>The selection of suitable gloves does not only depend on the material, but also on further marks of quality which vary from manufacturer to manufacturer. Where the chemical is a preparation of several substances, the resistance of the glove material can not be calculated in advance and has therefore to be checked prior to the application.</p> <p>The exact break through time for substances has to be obtained from the manufacturer of the protective gloves and has to be observed when making a final choice.</p> <p>Personal hygiene is a key element of effective hand care. Gloves must only be worn on clean hands. After using gloves, hands should be washed and dried thoroughly. Application of a non-perfumed moisturiser is recommended.</p> <p>Suitability and durability of glove type is dependent on usage. Important factors in the selection of gloves include:</p> <ul style="list-style-type: none"> <li>• frequency and duration of contact,</li> <li>• chemical resistance of glove material,</li> <li>• glove thickness and</li> <li>• dexterity</li> </ul> <p>Select gloves tested to a relevant standard (e.g. Europe EN 374, US F739, AS/NZS 2161.1 or national equivalent).</p> <ul style="list-style-type: none"> <li>• When prolonged or frequently repeated contact may occur, a glove with a protection class of 5 or higher (breakthrough time greater than 240 minutes according to EN 374, AS/NZS 2161.10.1 or national equivalent) is recommended.</li> <li>• When only brief contact is expected, a glove with a protection class of 3 or higher (breakthrough time greater than 60 minutes according to EN 374, AS/NZS 2161.10.1 or national equivalent) is recommended.</li> <li>• Some glove polymer types are less affected by movement and this should be taken into account when considering gloves for long-term use.</li> <li>• Contaminated gloves should be replaced.</li> </ul> <p>As defined in ASTM F-739-96 in any application, gloves are rated as:</p> <ul style="list-style-type: none"> <li>• Excellent when breakthrough time &gt; 480 min</li> <li>• Good when breakthrough time &gt; 20 min</li> <li>• Fair when breakthrough time &lt; 20 min</li> <li>• Poor when glove material degrades</li> </ul> <p>For general applications, gloves with a thickness typically greater than 0.35 mm, are recommended.</p> <p>It should be emphasised that glove thickness is not necessarily a good predictor of glove resistance to a specific chemical, as the permeation efficiency of the glove will be dependent on the exact composition of the glove material. Therefore, glove selection should also be based on consideration of the task requirements and knowledge of breakthrough times.</p> <p>Glove thickness may also vary depending on the glove manufacturer, the glove type and the glove model. Therefore, the manufacturers' technical data should always be taken into account to ensure selection of the most appropriate glove for the task.</p> <p>Note: Depending on the activity being conducted, gloves of varying thickness may be required for specific tasks. For example:</p> <ul style="list-style-type: none"> <li>• Thinner gloves (down to 0.1 mm or less) may be required where a high degree of manual dexterity is needed. However, these gloves are only likely to give short duration protection and would normally be just for single use applications, then disposed of.</li> <li>• Thicker gloves (up to 3 mm or more) may be required where there is a mechanical (as well as a chemical) risk i.e. where there is abrasion or puncture potential</li> </ul> <p>Gloves must only be worn on clean hands. After using gloves, hands should be washed and dried thoroughly. Application of a non-perfumed moisturiser is recommended.</p> <p>When handling liquid-grade epoxy resins wear chemically protective gloves, boots and aprons.</p> <p>The performance, based on breakthrough times, of:</p> <ul style="list-style-type: none"> <li>• Ethyl Vinyl Alcohol (EVAL laminate) is generally excellent</li> <li>• Butyl Rubber ranges from excellent to good</li> <li>• Nitrile Butyl Rubber (NBR) from excellent to fair.</li> <li>• Neoprene from excellent to fair</li> <li>• Polyvinyl (PVC) from excellent to poor</li> </ul> <p>As defined in ASTM F-739-96</p> <ul style="list-style-type: none"> <li>• Excellent breakthrough time &gt; 480 min</li> <li>• Good breakthrough time &gt; 20 min</li> <li>• Fair breakthrough time &lt; 20 min</li> <li>• Poor glove material degradation</li> </ul> <p>Gloves should be tested against each resin system prior to making a selection of the most suitable type. Systems include both the resin and any hardener, individually and collectively)</p> <ul style="list-style-type: none"> <li>• <b>DO NOT use cotton or leather (which absorb and concentrate the resin), natural rubber (latex), medical or polyethylene gloves (which absorb the resin).</b></li> <li>• <b>DO NOT use barrier creams containing emulsified fats and oils as these may absorb the resin; silicone-based barrier creams should be reviewed prior to use.</b></li> </ul> <p>Replacement time should be considered when selecting the most appropriate glove. It may be more effective to select a glove with lower chemical resistance but which is replaced frequently than to select a more resistant glove which is reused many times</p>
Body protection	See Other protection below
Other protection	<ul style="list-style-type: none"> <li>▶ Overalls.</li> <li>▶ PVC Apron.</li> <li>▶ PVC protective suit may be required if exposure severe.</li> <li>▶ Eyewash unit.</li> <li>▶ Ensure there is ready access to a safety shower.</li> </ul>

## Carboline Plasite 4301HT Part A

- ▶ Some plastic personal protective equipment (PPE) (e.g. gloves, aprons, overshoes) are not recommended as they may produce static electricity.
- ▶ For large scale or continuous use wear tight-weave non-static clothing (no metallic fasteners, cuffs or pockets).
- ▶ Non sparking safety or conductive footwear should be considered. Conductive footwear describes a boot or shoe with a sole made from a conductive compound chemically bound to the bottom components, for permanent control to electrically ground the foot an shall dissipate static electricity from the body to reduce the possibility of ignition of volatile compounds. Electrical resistance must range between 0 to 500,000 ohms. Conductive shoes should be stored in lockers close to the room in which they are worn. Personnel who have been issued conductive footwear should not wear them from their place of work to their homes and return.

## Recommended material(s)

## GLOVE SELECTION INDEX

Glove selection is based on a modified presentation of the:

"Forsberg Clothing Performance Index".

The effect(s) of the following substance(s) are taken into account in the *computer-generated* selection:

Carboline Plasite 4301HT Part A

Material	CPI
PE/EVAL/PE	A
PVA	A
TEFLON	A
NATURAL RUBBER	C
NITRILE	C
NITRILE+PVC	C
PVC	C
SARANEX-23	C

\* CPI - Chemwatch Performance Index

A: Best Selection

B: Satisfactory; may degrade after 4 hours continuous immersion

C: Poor to Dangerous Choice for other than short term immersion

**NOTE:** As a series of factors will influence the actual performance of the glove, a final selection must be based on detailed observation. -

\* Where the glove is to be used on a short term, casual or infrequent basis, factors such as "feel" or convenience (e.g. disposability), may dictate a choice of gloves which might otherwise be unsuitable following long-term or frequent use. A qualified practitioner should be consulted.

## Respiratory protection

Type A Filter of sufficient capacity. (AS/NZS 1716 & 1715, EN 143:2000 & 149:2001, ANSI Z88 or national equivalent)

Where the concentration of gas/particulates in the breathing zone, approaches or exceeds the "Exposure Standard" (or ES), respiratory protection is required. Degree of protection varies with both face-piece and Class of filter; the nature of protection varies with Type of filter.

Required Minimum Protection Factor	Half-Face Respirator	Full-Face Respirator	Powered Air Respirator
up to 5 x ES	A-AUS / Class 1	-	A-PAPR-AUS / Class 1
up to 25 x ES	Air-line*	A-2	A-PAPR-2
up to 50 x ES	-	A-3	-
50+ x ES	-	Air-line**	-

^ - Full-face

A(All classes) = Organic vapours, B AUS or B1 = Acid gasses, B2 = Acid gas or hydrogen cyanide(HCN), B3 = Acid gas or hydrogen cyanide(HCN), E = Sulfur dioxide(SO<sub>2</sub>), G = Agricultural chemicals, K = Ammonia(NH<sub>3</sub>), Hg = Mercury, NO = Oxides of nitrogen, MB = Methyl bromide, AX = Low boiling point organic compounds(below 65 degC)

- ▶ Cartridge respirators should never be used for emergency ingress or in areas of unknown vapour concentrations or oxygen content.
- ▶ The wearer must be warned to leave the contaminated area immediately on detecting any odours through the respirator. The odour may indicate that the mask is not functioning properly, that the vapour concentration is too high, or that the mask is not properly fitted. Because of these limitations, only restricted use of cartridge respirators is considered appropriate.
- ▶ Cartridge performance is affected by humidity. Cartridges should be changed after 2 hr of continuous use unless it is determined that the humidity is less than 75%, in which case, cartridges can be used for 4 hr. Used cartridges should be discarded daily, regardless of the length of time used

## SECTION 9 PHYSICAL AND CHEMICAL PROPERTIES

## Information on basic physical and chemical properties

Appearance	viscous grey liquid		
Physical state	Liquid	Relative density (Water = 1)	1.29
Odour	Not Available	Partition coefficient n-octanol / water	Not Available
Odour threshold	Not Available	Auto-ignition temperature (°C)	Not Available
pH (as supplied)	Not Available	Decomposition temperature	Not Available
Melting point / freezing point (°C)	Not Available	Viscosity (cSt)	Not Available
Initial boiling point and boiling range (°C)	100	Molecular weight (g/mol)	Not Available
Flash point (°C)	31	Taste	Not Available
Evaporation rate	< 1 Ether = 1	Explosive properties	Not Available
Flammability	Flammable.	Oxidising properties	Not Available
Upper Explosive Limit (%)	14	Surface Tension (dyn/cm or mN/m)	Not Available
Lower Explosive Limit (%)	0.9	Volatile Component (%vol)	Not Available
Vapour pressure (kPa)	Not Available	Gas group	Not Available
Solubility in water	Immiscible	pH as a solution (1%)	Not Available
Vapour density (Air = 1)	> 1	VOC g/L	277.40

## SECTION 10 STABILITY AND REACTIVITY

Reactivity	See section 7
Chemical stability	<ul style="list-style-type: none"> <li>▶ Unstable in the presence of incompatible materials.</li> <li>▶ Product is considered stable.</li> <li>▶ Hazardous polymerisation will not occur.</li> </ul>



## Carboline Plasite 4301HT Part A

<b>Possibility of hazardous reactions</b>	See section 7
<b>Conditions to avoid</b>	See section 7
<b>Incompatible materials</b>	See section 7
<b>Hazardous decomposition products</b>	See section 5

## SECTION 11 TOXICOLOGICAL INFORMATION

## Information on toxicological effects

<b>Inhaled</b>	<p>There is strong evidence to suggest that this material can cause, if inhaled once, very serious, irreversible damage of organs. The material can cause respiratory irritation in some persons. The body's response to such irritation can cause further lung damage. The material has <b>NOT</b> been classified by EC Directives or other classification systems as "harmful by inhalation". This is because of the lack of corroborating animal or human evidence.</p> <p>Inhalation of vapours may cause drowsiness and dizziness. This may be accompanied by sleepiness, reduced alertness, loss of reflexes, lack of co-ordination, and vertigo.</p> <p>Central nervous system (CNS) depression is seen at styrene exposures exceeding 50 ppm, whilst headache, fatigue, nausea and dizziness are seen consistently at exposures of 100 ppm. Evidence exists that at 100 ppm, 5-10% reductions in sensory nerve conduction occur, and after exposure to 50 ppm, there is slowing of reaction times.</p> <p>Central nervous system (CNS) depression may include general discomfort, symptoms of giddiness, headache, dizziness, nausea, anaesthetic effects, slowed reaction time, slurred speech and may progress to unconsciousness. Serious poisonings may result in respiratory depression and may be fatal.</p> <p>The acute toxicity of inhaled alkylbenzene is best described by central nervous system depression. These compounds may also act as general anaesthetics. Whole body symptoms of poisoning include light-headedness, nervousness, apprehension, a feeling of well-being, confusion, dizziness, drowsiness, ringing in the ears, blurred or double vision, vomiting and sensations of heat, cold or numbness, twitching, tremors, convulsions, unconsciousness, depression of breathing, and arrest. Heart stoppage may result from cardiovascular collapse. A slow heart rate and low blood pressure may also occur.</p> <p>Alkylbenzenes are not generally toxic except at high levels of exposure. Their breakdown products have low toxicity and are easily eliminated from the body.</p> <p>If exposure to highly concentrated vapour atmosphere is prolonged this may lead to narcosis, unconsciousness, even coma and unless resuscitated - death.</p>										
<b>Ingestion</b>	<p>There is strong evidence to suggest that this material can cause, if swallowed once, very serious, irreversible damage of organs. Swallowing of the liquid may cause aspiration into the lungs with the risk of chemical pneumonitis; serious consequences may result. (ICSC13733)</p> <p>The material has <b>NOT</b> been classified by EC Directives or other classification systems as "harmful by ingestion". This is because of the lack of corroborating animal or human evidence.</p> <p>Styrene is absorbed into the body following oral or inhalation exposure. Its metabolites include styrene oxide, styrene glycol, mandelic acid, benzoic acid, hippuric acid, phenyl glyoxylic acid and possibly vinyl phenol. It is detectable in liver, kidney, pancreas, expired air, urine and faeces in the body.</p> <p>Accidental ingestion of the material may be harmful; animal experiments indicate that ingestion of less than 150 gram may be fatal or may produce serious damage to the health of the individual.</p>										
<b>Skin Contact</b>	<p>There is strong evidence to suggest that this material, on a single contact with skin, can cause very serious, irreversible damage of organs. The material may accentuate any pre-existing dermatitis condition</p> <p>Skin contact is not thought to have harmful health effects (as classified under EC Directives); the material may still produce health damage following entry through wounds, lesions or abrasions.</p> <p>Open cuts, abraded or irritated skin should not be exposed to this material</p> <p>Entry into the blood-stream, through, for example, cuts, abrasions or lesions, may produce systemic injury with harmful effects. Examine the skin prior to the use of the material and ensure that any external damage is suitably protected.</p> <p>Styrene has been showed to be absorbed less through the skin than via the airways.</p> <p>Skin contact with the material may damage the health of the individual; systemic effects may result following absorption.</p>										
<b>Eye</b>	<p>There is evidence that material may produce eye irritation in some persons and produce eye damage 24 hours or more after instillation. Severe inflammation may be expected with pain.</p>										
<b>Chronic</b>	<p>There has been concern that this material can cause cancer or mutations, but there is not enough data to make an assessment.</p> <p>Long-term exposure to respiratory irritants may result in airways disease, involving difficulty breathing and related whole-body problems.</p> <p>Skin contact with the material is more likely to cause a sensitisation reaction in some persons compared to the general population.</p> <p>Ample evidence from experiments exists that there is a suspicion this material directly reduces fertility.</p> <p>Substance accumulation, in the human body, may occur and may cause some concern following repeated or long-term occupational exposure.</p> <p>Long term exposure to vermiculite usually causes few hazards in low concentration and does not cause cancer. Over years, scarring of the lungs may develop; however tuberculosis does not occur.</p> <p>Exposure to styrene may aggravate central nervous system disorders, chronic respiratory disease, skin disease, kidney disease and liver disease. Exposure to styrene at work causes effects on the nervous system.</p>										
<b>Carboline Plasite 4301HT Part A</b>	<table border="1"> <thead> <tr> <th>TOXICITY</th> <th>IRRITATION</th> </tr> </thead> <tbody> <tr> <td>Not Available</td> <td>Not Available</td> </tr> </tbody> </table>	TOXICITY	IRRITATION	Not Available	Not Available						
TOXICITY	IRRITATION										
Not Available	Not Available										
<b>styrene</b>	<table border="1"> <thead> <tr> <th>TOXICITY</th> <th>IRRITATION</th> </tr> </thead> <tbody> <tr> <td>dermal (rat) LD50: &gt;2000 mg/kg<sup>[1]</sup></td> <td>Eye (rabbit): 100 mg/24h - moderate</td> </tr> <tr> <td>Inhalation (rat) LC50: 11.8 mg/l/4h<sup>[2]</sup></td> <td>Eye (rabbit): 100 mg/24h - moderate</td> </tr> <tr> <td>Oral (rat) LD50: =1000 mg/kg<sup>[2]</sup></td> <td>Skin (rabbit): 500 mg - mild</td> </tr> <tr> <td></td> <td>Skin (rabbit): 500 mg - mild</td> </tr> </tbody> </table>	TOXICITY	IRRITATION	dermal (rat) LD50: >2000 mg/kg <sup>[1]</sup>	Eye (rabbit): 100 mg/24h - moderate	Inhalation (rat) LC50: 11.8 mg/l/4h <sup>[2]</sup>	Eye (rabbit): 100 mg/24h - moderate	Oral (rat) LD50: =1000 mg/kg <sup>[2]</sup>	Skin (rabbit): 500 mg - mild		Skin (rabbit): 500 mg - mild
TOXICITY	IRRITATION										
dermal (rat) LD50: >2000 mg/kg <sup>[1]</sup>	Eye (rabbit): 100 mg/24h - moderate										
Inhalation (rat) LC50: 11.8 mg/l/4h <sup>[2]</sup>	Eye (rabbit): 100 mg/24h - moderate										
Oral (rat) LD50: =1000 mg/kg <sup>[2]</sup>	Skin (rabbit): 500 mg - mild										
	Skin (rabbit): 500 mg - mild										
<b>Legend:</b>	<p>1. Value obtained from Europe ECHA Registered Substances - Acute toxicity 2.* Value obtained from manufacturer's SDS. Unless otherwise specified data extracted from RTECS - Register of Toxic Effect of chemical Substances</p>										

## Carboline Plasite 4301HT Part A

Carboline Plasite 4301HT Part A	<p>Laboratory (in vitro) and animal studies show, exposure to the material may result in a possible risk of irreversible effects, with the possibility of producing mutation.</p> <p>Asthma-like symptoms may continue for months or even years after exposure to the material ends. This may be due to a non-allergic condition known as reactive airways dysfunction syndrome (RADS) which can occur after exposure to high levels of highly irritating compound. Main criteria for diagnosing RADS include the absence of previous airways disease in a non-atopic individual, with sudden onset of persistent asthma-like symptoms within minutes to hours of a documented exposure to the irritant. Other criteria for diagnosis of RADS include a reversible airflow pattern on lung function tests, moderate to severe bronchial hyperreactivity on methacholine challenge testing, and the lack of minimal lymphocytic inflammation, without eosinophilia. RADS (or asthma) following an irritating inhalation is an infrequent disorder with rates related to the concentration of and duration of exposure to the irritating substance. On the other hand, industrial bronchitis is a disorder that occurs as a result of exposure due to high concentrations of irritating substance (often particles) and is completely reversible after exposure ceases. The disorder is characterized by difficulty breathing, cough and mucus production.</p> <p>The following information refers to contact allergens as a group and may not be specific to this product.</p> <p>Contact allergies quickly manifest themselves as contact eczema, more rarely as urticaria or Quincke's oedema. The pathogenesis of contact eczema involves a cell-mediated (T lymphocytes) immune reaction of the delayed type. Other allergic skin reactions, e.g. contact urticaria, involve antibody-mediated immune reactions. The significance of the contact allergen is not simply determined by its sensitisation potential: the distribution of the substance and the opportunities for contact with it are equally important. A weakly sensitising substance which is widely distributed can be a more important allergen than one with stronger sensitising potential with which few individuals come into contact. From a clinical point of view, substances are noteworthy if they produce an allergic test reaction in more than 1% of the persons tested.</p> <p>The chemical structure of hydroxylated diphenylalkanes or bisphenols consists of two phenolic rings joined together through a bridging carbon. This class of endocrine disruptors that mimic oestrogens is widely used in industry, particularly in plastics</p> <p>Bisphenol A (BPA) and some related compounds exhibit oestrogenic activity in human breast cancer cell line MCF-7, but there were remarkable differences in activity. Several derivatives of BPA exhibited significant thyroid hormonal activity towards rat pituitary cell line GH3, which releases growth hormone in a thyroid hormone-dependent manner. However, BPA and several other derivatives did not show such activity. Results suggest that the 4-hydroxyl group of the A-phenyl ring and the B-phenyl ring of BPA derivatives are required for these hormonal activities, and substituents at the 3,5-positions of the phenyl rings and the bridging alkyl moiety markedly influence the activities.</p> <p>Bisphenols promoted cell proliferation and increased the synthesis and secretion of cell type-specific proteins. When ranked by proliferative potency, the longer the alkyl substituent at the bridging carbon, the lower the concentration needed for maximal cell yield; the most active compound contained two propyl chains at the bridging carbon. Bisphenols with two hydroxyl groups in the para position and an angular configuration are suitable for appropriate hydrogen bonding to the acceptor site of the oestrogen receptor.</p>
STYRENE	<p>The material may cause skin irritation after prolonged or repeated exposure and may produce on contact skin redness, swelling, the production of vesicles, scaling and thickening of the skin.</p> <p><b>WARNING:</b> This substance has been classified by the IARC as Group 2B: Possibly Carcinogenic to Humans.</p>

Acute Toxicity	✓	Carcinogenicity	✓
Skin Irritation/Corrosion	✓	Reproductivity	✓
Serious Eye Damage/Irritation	✓	STOT - Single Exposure	✓
Respiratory or Skin sensitisation	✓	STOT - Repeated Exposure	✓
Mutagenicity	✓	Aspiration Hazard	✗

Legend: ✗ – Data either not available or does not fill the criteria for classification  
 ✓ – Data available to make classification

## SECTION 12 ECOLOGICAL INFORMATION

## Toxicity

Carboline Plasite 4301HT Part A	ENDPOINT	TEST DURATION (HR)	SPECIES	VALUE	SOURCE
	Not Available	Not Available	Not Available	Not Available	Not Available
styrene	ENDPOINT	TEST DURATION (HR)	SPECIES	VALUE	SOURCE
	LC50	96	Fish	3.963mg/L	3
	EC50	48	Crustacea	4.7mg/L	2
	EC50	96	Algae or other aquatic plants	0.72mg/L	4
	EC10	96	Algae or other aquatic plants	=0.13mg/L	1
	NOEC	168	Crustacea	0.00006mg/L	2
<b>Legend:</b>	Extracted from 1. IUCLID Toxicity Data 2. Europe ECHA Registered Substances - Ecotoxicological Information - Aquatic Toxicity 3. EPIWIN Suite V3.12 (QSAR) - Aquatic Toxicity Data (Estimated) 4. US EPA, Ecotox database - Aquatic Toxicity Data 5. ECETOC Aquatic Hazard Assessment Data 6. NITE (Japan) - Bioconcentration Data 7. METI (Japan) - Bioconcentration Data 8. Vendor Data				

Toxic to aquatic organisms, may cause long-term adverse effects in the aquatic environment.

Do NOT allow product to come in contact with surface waters or to intertidal areas below the mean high water mark. Do not contaminate water when cleaning equipment or disposing of equipment wash-waters.

Wastes resulting from use of the product must be disposed of on site or at approved waste sites.

For Aromatic Substances Series:

Environmental Fate: Large, molecularly complex polycyclic aromatic hydrocarbons, or PAHs, are persistent in the environment longer than smaller PAHs.

Atmospheric Fate: PAHs are "semi-volatile substances" which can move between the atmosphere and the Earth's surface in repeated, temperature-driven cycles of deposition and volatilization. Terrestrial Fate: BTEX compounds have the potential to move through soil and contaminate ground water, and their vapors are highly flammable and explosive.

Ecotoxicity - Within an aromatic series, acute toxicity increases with increasing alkyl substitution on the aromatic nucleus. The order of most toxic to least in a study using grass shrimp and brown shrimp was dimethylnaphthalenes > methylnaphthalenes > naphthalenes. Anthracene is a phototoxic PAH. UV light greatly increases the toxicity of anthracene to bluegill sunfish. Biological resources in strong sunlight are at more risk than those that are not. PAHs in general are more frequently associated with chronic risks.

For bisphenol A and related bisphenols:

Environmental fate:

Biodegradability (28 d) 89% - Easily biodegradable

Bioconcentration factor (BCF) 7.8 mg/l

Bisphenol A, its derivatives and analogues, can be released from polymers, resins and certain substances by metabolic products

Substance does not meet the criteria for PBT or vPvB according to Regulation (EC) No 1907/2006, Annex XIII

## Carboline Plasite 4301HT Part A

As an environmental contaminant, bisphenol A interferes with nitrogen fixation at the roots of leguminous plants associated with the bacterial symbiont *Sinorhizobium melliloti*. Despite a half-life in the soil of only 1-10 days, its ubiquity makes it an important pollutant. According to Environment Canada, "initial assessment shows that at low levels, bisphenol A can harm fish and organisms over time. Studies also indicate that it can currently be found in municipal wastewater." However, a study conducted in the United States found that 91-98% of bisphenol A may be removed from water during treatment at municipal water treatment plants.

## Ecotoxicity:

Fish LC50 (96 h): 4.6 mg/l (freshwater fish); 11 mg/l (saltwater fish): NOEC 0.016 mg/l (freshwater fish- 144 d); 0.064 mg/l (saltwater fish 164 d)

Fresh water invertebrates EC50 (48 h): 10.2 mg/l; NOEC 0.025 mg/l - 328 d)

Marine water invertebrate EC50 (96 h): 1.1 mg/l; NOEC 0.17 mg/l (28 d)

Freshwater algae (96 h): 2.73 mg/l

Marine water algae (96 h): 1.1 mg/l

Fresh water plant EC50 (7 d): 20 mg/l; NOEC 7.8 mg/l

In general, studies have shown that bisphenol A can affect growth, reproduction and development in aquatic organisms.

Among freshwater organisms, fish appear to be the most sensitive species. Evidence of endocrine-related effects in fish, aquatic invertebrates, amphibians and reptiles has been reported at environmentally relevant exposure levels lower than those required for acute toxicity. There is a widespread variation in reported values for endocrine-related effects, but many fall in the range of 1 ug/L to 1 mg/L

A 2009 review of the biological impacts of plasticisers on wildlife published by the Royal Society with a focus on annelids (both aquatic and terrestrial), molluscs, crustaceans, insects, fish and amphibians concluded that bisphenol A has been shown to affect reproduction in all studied animal groups, to impair development in crustaceans and amphibians and to induce genetic aberrations.

A large 2010 study of two rivers in Canada found that areas contaminated with hormone-like chemicals including bisphenol A showed females made up 85 per cent of the population of a certain fish, while females made up only 55 per cent in uncontaminated areas.

Although abundant data are available on the toxicity of bisphenol-A (2,2-bis (4-hydroxydiphenyl)propane;(BPA) A variety of BPs were examined for their acute toxicity against *Daphnia magna*, mutagenicity, and oestrogenic activity using the Daphtoxkit (Creasel Ltd.), the umu test system, and the yeast two-hybrid system, respectively, in comparison with BPA. BPA was moderately toxic to *D. magna* (48-h EC50 was 10 mg/l) according to the current U.S. EPA acute toxicity evaluation standard, and it was weakly oestrogenic with 5 orders of magnitude lower activity than that of the natural estrogen 17 beta-oestradiol in the yeast screen, while no mutagenicity was observed. All seven BPs tested here showed moderate to slight acute toxicity, no mutagenicity, and weak oestrogenic activity as well as BPA. Some of the BPs showed considerably higher oestrogenic activity than BPA, and others exhibited much lower activity. Bisphenol S (bis(4-hydroxydiphenyl)sulfone) and bis(4-hydroxyphenyl)sulfide) showed oestrogenic activity.

Biodegradation is a major mechanism for eliminating various environmental pollutants. Studies on the biodegradation of bisphenols have mainly focused on bisphenol A. A number of BPA-degrading bacteria have been isolated from enrichments of sludge from wastewater treatment plants. The first step in the biodegradation of BPA is the hydroxylation of the carbon atom of a methyl group or the quaternary carbon in the BPA molecule. Judging from these features of the biodegradation mechanisms, it is possible that the same mechanism used for BPA is used to biodegrade all bisphenols that have at least one methyl or methylene group bonded at the carbon atom between the two phenol groups. However, bisphenol F ([bis(4-hydroxyphenyl)methane; BPF], which has no substituent at the bridging carbon, is unlikely to be metabolised by such a mechanism. Nevertheless BPF is readily degraded by river water microorganisms under aerobic conditions. From this evidence, it was clear that a specific mechanism for biodegradation of BPF does exist in the natural ecosystem, Algae can enhance the photodegradation of bisphenols. The photodegradation rate of BPF increased with increasing algae concentration. Humic acid and Fe3+ ions also enhanced the photodegradation of BPF. The effect of pH value on the BPF photodegradation was also important.

## For styrene:

Transport: Styrene is expected to volatilise from surface waters, and is also removed from waters by adsorption onto soils and sediments. Under certain conditions, styrene may leach through soil (particularly sandy soils) and enter ground water.

Transformation/Persistence: Air - In the atmosphere, styrene reacts with both hydroxyl radicals and ozone with estimated half-lives of 3.5 and 9 hours, respectively. The chemical is also degraded in the presence of NOX and natural sunlight. Styrene contributes to the formation of photochemical smog. Smog chamber experiments with simulated sunlight and auto exhaust as a source of styrene, showed a 55% disappearance of styrene in 2 hours. Soil - Biodegradation is the major route of removal of styrene from soils. Microbes isolated from landfill soil degraded 95% of the styrene present in 16 weeks. Water - Styrene rapidly volatilises from surface water with estimated half-lives from a river or pond of 0.6 days and 13 days, respectively. Microbial degradation of styrene in unadapted sewage sludge was 42% in 5 days while the microbial degradation with adapted sewage sludge was 80% in 5 days.

Biota: Styrene is not likely to accumulate in biological organisms.

Ecotoxicity: Styrene is moderately toxic to aquatic organisms with toxicity values in the range of >1 mg/L to 100 mg/L. Styrene is expected to have low toxicity towards terrestrial animals. Fish LC50 (96 h): *Lepomis macrochirus* (blue gill) 25 mg/l; *Pimephales promelas* (fathead minnow) 46.4 mg/l (soft water); *Carassius auratus* (goldfish) 64.74 mg/l; *Lebistes reticulatus* (guppy) 74.83 mg/l/*Daphnia magna* LC50 (48 h): 23 mg/l; (24 h): 27 mg/l

Substances containing unsaturated carbons are ubiquitous in indoor environments. They result from many sources (see below). Most are reactive with environmental ozone and many produce stable products which are thought to adversely affect human health. The potential for surfaces in an enclosed space to facilitate reactions should be considered.

Source of unsaturated substances	Unsaturated substances (Reactive Emissions)	Major Stable Products produced following reaction with ozone.
Occupants (exhaled breath, ski oils, personal care products)	Isoprene, nitric oxide, squalene, unsaturated sterols, oleic acid and other unsaturated fatty acids, unsaturated oxidation products	Methacrolein, methyl vinyl ketone, nitrogen dioxide, acetone, 6MHQ, geranyl acetone, acetic acid, nonanoic acid, nonanoic acid.
Soft woods, wood flooring, including cypress, cedar and silver fir boards, houseplants	Isoprene, limonene, alpha-pinene, other terpenes and sesquiterpenes	Formaldehyde, 4-AMC, pinoaldehyde, pinic acid, pinonic acid, formic acid, methacrolein, methyl vinyl ketone, SOAs including ultrafine particles
Carpets and carpet backing	4-Phenylcyclohexene, 4-vinylcyclohexene, styrene, 2-ethylhexyl acrylate, unsaturated fatty acids and esters	Formaldehyde, acetaldehyde, benzaldehyde, hexanal, nonanal, 2-nonenal
Linoleum and paints/polishes containing linseed oil	Linoleic acid, linolenic acid	Propanal, hexanal, nonanal, 2-heptenal, 2-nonenal, 2-decenal, 1-pentene-3-one, propionic acid, n-butyric acid
Latex paint	Residual monomers	Formaldehyde
Certain cleaning products, polishes, waxes, air fresheners	Limonene, alpha-pinene, terpinolene, alpha-terpineol, linalool, linalyl acetate and other terpenoids, longifolene and other sesquiterpenes	Formaldehyde, acetaldehyde, glycolaldehyde, formic acid, acetic acid, hydrogen and organic peroxides, acetone, benzaldehyde, 4-hydroxy-4-methyl-5-hexen-1-ol, 5-ethenyl-dihydro-5-methyl-2(3H)-furanone, 4-AMC, SOAs including ultrafine particles
Natural rubber adhesive	Isoprene, terpenes	Formaldehyde, methacrolein, methyl vinyl ketone
Photocopier toner, printed paper, styrene polymers	Styrene	Formaldehyde, benzaldehyde
Environmental tobacco smoke	Styrene, acrolein, nicotine	Formaldehyde, benzaldehyde, hexanal, glyoxal, N-methylformamide, nicotinaldehyde, cotinine
Soiled clothing, fabrics, bedding	Squalene, unsaturated sterols, oleic acid and other saturated fatty acids	Acetone, geranyl acetone, 6MHO, 4OPA, formaldehyde, nonanal, decanal, 9-oxo-nonanoic acid, azelaic acid, nonanoic acid
Soiled particle filters	Unsaturated fatty acids from plant waxes, leaf litter, and other vegetative debris; soot; diesel particles	Formaldehyde, nonanal, and other aldehydes; azelaic acid; nonanoic acid; 9-oxo-nonanoic acid and other oxo-acids; compounds with mixed functional groups (=O, -OH, and -COOH)
Ventilation ducts and duct liners	Unsaturated fatty acids and esters, unsaturated oils, neoprene	C5 to C10 aldehydes
"Urban grime"	Polycyclic aromatic hydrocarbons	Oxidized polycyclic aromatic hydrocarbons
Perfumes, colognes, essential oils (e.g. lavender, eucalyptus, tea tree)	Limonene, alpha-pinene, linalool, linalyl acetate, terpinene-4-ol, gamma-terpinene	Formaldehyde, 4-AMC, acetone, 4-hydroxy-4-methyl-5-hexen-1-ol, 5-ethenyl-dihydro-5-methyl-2(3H) furanone, SOAs including ultrafine particles
Overall home emissions	Limonene, alpha-pinene, styrene	Formaldehyde, 4-AMC, pinoaldehyde, acetone, pinic acid, pinonic acid, formic acid, benzaldehyde, SOAs including ultrafine particles

Abbreviations: 4-AMC, 4-acetyl-1-methylcyclohexene; 6MHQ, 6-methyl-5-heptene-2-one, 4OPA, 4-oxopentanal, SOA, Secondary Organic Aerosols

Reference: Charles J Weschler; Environmental Health Perspectives, Vol 114, October 2006

**DO NOT discharge into sewer or waterways.**

## Persistence and degradability

Ingredient	Persistence: Water/Soil	Persistence: Air
------------	-------------------------	------------------

## Carboline Plasite 4301HT Part A

styrene	HIGH (Half-life = 210 days)	LOW (Half-life = 0.3 days)
---------	-----------------------------	----------------------------

## Bioaccumulative potential

Ingredient	Bioaccumulation
styrene	LOW (BCF = 77)

## Mobility in soil

Ingredient	Mobility
styrene	LOW (KOC = 517.8)



## SECTION 13 DISPOSAL CONSIDERATIONS

## Waste treatment methods

Product / Packaging disposal	<ul style="list-style-type: none"> <li>▶ Containers may still present a chemical hazard/ danger when empty.</li> <li>▶ Return to supplier for reuse/ recycling if possible.</li> </ul> <p>Otherwise:</p> <ul style="list-style-type: none"> <li>▶ If container can not be cleaned sufficiently well to ensure that residuals do not remain or if the container cannot be used to store the same product, then puncture containers, to prevent re-use, and bury at an authorised landfill.</li> <li>▶ Where possible retain label warnings and SDS and observe all notices pertaining to the product.</li> </ul> <p>Legislation addressing waste disposal requirements may differ by country, state and/ or territory. Each user must refer to laws operating in their area. In some areas, certain wastes must be tracked.</p> <p>A Hierarchy of Controls seems to be common - the user should investigate:</p> <ul style="list-style-type: none"> <li>▶ Reduction</li> <li>▶ Reuse</li> <li>▶ Recycling</li> <li>▶ Disposal (if all else fails)</li> </ul> <p>This material may be recycled if unused, or if it has not been contaminated so as to make it unsuitable for its intended use. If it has been contaminated, it may be possible to reclaim the product by filtration, distillation or some other means. Shelf life considerations should also be applied in making decisions of this type. Note that properties of a material may change in use, and recycling or reuse may not always be appropriate.</p> <ul style="list-style-type: none"> <li>▶ <b>DO NOT allow wash water from cleaning or process equipment to enter drains.</b></li> <li>▶ It may be necessary to collect all wash water for treatment before disposal.</li> <li>▶ In all cases disposal to sewer may be subject to local laws and regulations and these should be considered first.</li> <li>▶ Where in doubt contact the responsible authority.</li> <li>▶ Recycle wherever possible.</li> <li>▶ Consult manufacturer for recycling options or consult local or regional waste management authority for disposal if no suitable treatment or disposal facility can be identified.</li> <li>▶ Dispose of by: burial in a land-fill specifically licensed to accept chemical and / or pharmaceutical wastes or Incineration in a licensed apparatus (after admixture with suitable combustible material).</li> <li>▶ Decontaminate empty containers. Observe all label safeguards until containers are cleaned and destroyed.</li> </ul>
------------------------------	--

## SECTION 14 TRANSPORT INFORMATION

## Labels Required

	
Marine Pollutant	
HAZCHEM	*3Y

## Land transport (ADG)

UN number	1263
UN proper shipping name	PAINT (including paint, lacquer, enamel, stain, shellac, varnish, polish, liquid filler and liquid lacquer base) or PAINT RELATED MATERIAL (including paint thinning or reducing compound)
Transport hazard class(es)	Class : 3 Subrisk : Not Applicable
Packing group	III
Environmental hazard	Environmentally hazardous
Special precautions for user	Special provisions : 163 223 367 Limited quantity : 5 L

## Air transport (ICAO-IATA / DGR)

## Carboline Plasite 4301HT Part A

<b>UN number</b>	1263	
<b>UN proper shipping name</b>	Paint related material (including paint thinning or reducing compounds)	
<b>Transport hazard class(es)</b>	ICAO/IATA Class	3
	ICAO / IATA Subrisk	Not Applicable
	ERG Code	3L
<b>Packing group</b>	III	
<b>Environmental hazard</b>	Environmentally hazardous	
<b>Special precautions for user</b>	Special provisions	A3 A72 A192
	Cargo Only Packing Instructions	366
	Cargo Only Maximum Qty / Pack	220 L
	Passenger and Cargo Packing Instructions	355
	Passenger and Cargo Maximum Qty / Pack	60 L
	Passenger and Cargo Limited Quantity Packing Instructions	Y344
	Passenger and Cargo Limited Maximum Qty / Pack	10 L

## Sea transport (IMDG-Code / GGVSee)

<b>UN number</b>	1263	
<b>UN proper shipping name</b>	PAINT (including paint, lacquer, enamel, stain, shellac, varnish, polish, liquid filler and liquid lacquer base) or PAINT RELATED MATERIAL (including paint thinning or reducing compound)	
<b>Transport hazard class(es)</b>	IMDG Class	3
	IMDG Subrisk	Not Applicable
<b>Packing group</b>	III	
<b>Environmental hazard</b>	Marine Pollutant	
<b>Special precautions for user</b>	EMS Number	F-E , S-E
	Special provisions	163 223 367 955
	Limited Quantities	5 L

## Transport in bulk according to Annex II of MARPOL and the IBC code

Not Applicable

## SECTION 15 REGULATORY INFORMATION

## Safety, health and environmental regulations / legislation specific for the substance or mixture

## STYRENE IS FOUND ON THE FOLLOWING REGULATORY LISTS

- Australia Hazardous Chemical Information System (HCIS) - Hazardous Chemicals
- Australia Inventory of Chemical Substances (AICS)
- Australia Standard for the Uniform Scheduling of Medicines and Poisons (SUSMP) - Schedule 5
- Chemical Footprint Project - Chemicals of High Concern List
- International Agency for Research on Cancer (IARC) - Agents Classified by the IARC Monographs
- International Agency for Research on Cancer (IARC) - Agents Classified by the IARC Monographs - Group 2A: Probably carcinogenic to humans

## National Inventory Status

National Inventory	Status
Australia - AICS	Yes
Canada - DSL	Yes
Canada - NDSL	No (styrene; vinyl ester)
China - IECSC	Yes
Europe - EINEC / ELINCS / NLP	Yes
Japan - ENCS	Yes
Korea - KECI	Yes
New Zealand - NZIoC	Yes
Philippines - PICCS	Yes
USA - TSCA	Yes
Taiwan - TCSI	Yes
Mexico - INSQ	No (vinyl ester)
Vietnam - NCI	Yes
Russia - ARIPS	No (vinyl ester)

## Legend:

Yes = All CAS declared ingredients are on the inventory  
 No = One or more of the CAS listed ingredients are not on the inventory and are not exempt from listing(see specific ingredients in brackets)

## Carboline Plasite 4301HT Part A

**SECTION 16 OTHER INFORMATION**

<b>Revision Date</b>	09/04/2020
<b>Initial Date</b>	08/04/2020

**SDS Version Summary**

Version	Issue Date	Sections Updated
1.7.1.1.1	09/04/2020	Classification, Physical Properties

**Other information**

Classification of the preparation and its individual components has drawn on official and authoritative sources as well as independent review by the Chemwatch Classification committee using available literature references.

The SDS is a Hazard Communication tool and should be used to assist in the Risk Assessment. Many factors determine whether the reported Hazards are Risks in the workplace or other settings. Risks may be determined by reference to Exposures Scenarios. Scale of use, frequency of use and current or available engineering controls must be considered.

**Definitions and abbreviations**

PC—TWA: Permissible Concentration-Time Weighted Average  
PC—STEL: Permissible Concentration-Short Term Exposure Limit  
IARC: International Agency for Research on Cancer  
ACGIH: American Conference of Governmental Industrial Hygienists  
STEL: Short Term Exposure Limit  
TEEL: Temporary Emergency Exposure Limit.  
IDLH: Immediately Dangerous to Life or Health Concentrations  
OSF: Odour Safety Factor  
NOAEL :No Observed Adverse Effect Level  
LOAEL: Lowest Observed Adverse Effect Level  
TLV: Threshold Limit Value  
LOD: Limit Of Detection  
OTV: Odour Threshold Value  
BCF: BioConcentration Factors  
BEI: Biological Exposure Index

Powered by AuthorITe, from Chemwatch.

# Carboline Plasite 4301HT Part B

Resene Paints (Australia) Limited

Chemwatch Hazard Alert Code: 3

Version No: 1.1

Safety Data Sheet according to WHS and ADG requirements

Issue Date: 08/04/2020

Print Date: 08/04/2020

S.GHS.AUS.EN

## SECTION 1 IDENTIFICATION OF THE SUBSTANCE / MIXTURE AND OF THE COMPANY / UNDERTAKING

### Product Identifier

Product name	Carboline Plasite 4301HT Part B
Synonyms	Not Available
Proper shipping name	ORGANIC PEROXIDE TYPE D, LIQUID
Other means of identification	Not Available

### Relevant identified uses of the substance or mixture and uses advised against

Relevant identified uses	Part B of a multi-component industrial coating
--------------------------	--

### Details of the supplier of the safety data sheet

Registered company name	Resene Paints (Australia) Limited
Address	64 Link Drive Queensland 4207 Australia
Telephone	+61 7 55126600
Fax	+61 7 55126697
Website	www.resene.com.au
Email	Not Available

### Emergency telephone number

Association / Organisation	AUSTRALIAN POISONS CENTRE	CHEMWATCH EMERGENCY RESPONSE
Emergency telephone numbers	131126	+61 1800 951 288
Other emergency telephone numbers	Not Available	+61 2 9186 1132

Once connected and if the message is not in your preferred language then please dial 01

## SECTION 2 HAZARDS IDENTIFICATION

### Classification of the substance or mixture

**HAZARDOUS CHEMICAL. DANGEROUS GOODS. According to the WHS Regulations and the ADG Code.**

Poisons Schedule	Not Applicable
Classification [1]	Eye Irritation Category 2A, Organic Peroxide Type D, Acute Aquatic Hazard Category 3, Acute Toxicity (Inhalation) Category 4, Specific target organ toxicity - single exposure Category 3 (respiratory tract irritation), Acute Toxicity (Oral) Category 4, Skin Corrosion/Irritation Category 2, Skin Sensitizer Category 1, Germ cell mutagenicity Category 2, Aspiration Hazard Category 1, Chronic Aquatic Hazard Category 3
Legend:	1. Classified by Chemwatch; 2. Classification drawn from HCIS; 3. Classification drawn from Regulation (EU) No 1272/2008 - Annex VI

### Label elements

Hazard pictogram(s)	
SIGNAL WORD	<b>DANGER</b>

### Hazard statement(s)

H319	Causes serious eye irritation.
H242	Heating may cause a fire.
H332	Harmful if inhaled.
H335	May cause respiratory irritation.
H302	Harmful if swallowed.
H315	Causes skin irritation.
H317	May cause an allergic skin reaction.
H341	Suspected of causing genetic defects.

## Carboline Plasite 4301HT Part B

H304	May be fatal if swallowed and enters airways.
H412	Harmful to aquatic life with long lasting effects.

## Supplementary statement(s)

Not Applicable

## Precautionary statement(s) Prevention

P201	Obtain special instructions before use.
P210	Keep away from heat/sparks/open flames/hot surfaces. - No smoking.
P234	Keep only in original container.
P271	Use only outdoors or in a well-ventilated area.
P280	Wear protective gloves/protective clothing/eye protection/face protection.
P281	Use personal protective equipment as required.
P220	Keep/Store away from clothing/organic material/combustible materials.
P261	Avoid breathing mist/vapours/spray.
P270	Do not eat, drink or smoke when using this product.
P273	Avoid release to the environment.
P272	Contaminated work clothing should not be allowed out of the workplace.

## Precautionary statement(s) Response

P301+P310	IF SWALLOWED: Immediately call a POISON CENTER or doctor/physician.
P308+P313	IF exposed or concerned: Get medical advice/attention.
P321	Specific treatment (see advice on this label).
P331	Do NOT induce vomiting.
P362	Take off contaminated clothing and wash before reuse.
P302+P352	IF ON SKIN: Wash with plenty of water.
P305+P351+P338	IF IN EYES: Rinse cautiously with water for several minutes. Remove contact lenses, if present and easy to do. Continue rinsing.
P333+P313	If skin irritation or rash occurs: Get medical advice/attention.
P337+P313	If eye irritation persists: Get medical advice/attention.
P301+P312	IF SWALLOWED: Call a POISON CENTER or doctor/physician if you feel unwell.
P304+P340	IF INHALED: Remove victim to fresh air and keep at rest in a position comfortable for breathing.
P330	Rinse mouth.

## Precautionary statement(s) Storage

P405	Store locked up.
P411+P235	Store at temperatures not exceeding the SADT (see storage requirements on SDS). Keep cool.
P403+P233	Store in a well-ventilated place. Keep container tightly closed.
P410	Protect from sunlight.
P420	Store away from other materials.

## Precautionary statement(s) Disposal

P501	Dispose of contents/container to authorised hazardous or special waste collection point in accordance with any local regulation.
------	--

## SECTION 3 COMPOSITION / INFORMATION ON INGREDIENTS

## Substances

See section below for composition of Mixtures

## Mixtures

CAS No	%[weight]	Name
Not Available	40-50	Plasticiser
1338-23-4	30-40	<u>methyl ethyl ketone peroxide</u>

## SECTION 4 FIRST AID MEASURES

## Description of first aid measures

Eye Contact	<p>If this product comes in contact with the eyes:</p> <ul style="list-style-type: none"> <li>▶ Immediately hold the eyelids apart and flush the eye with 2% sodium carbonate solution or 5% sodium ascorbate solution then wash continuously for at least 15 minutes with fresh running water.</li> <li>▶ Ensure complete irrigation of the eye by keeping eyelids apart and away from eye and moving the eyelids by occasionally lifting the upper and lower lids.</li> <li>▶ Transport to hospital (or doctor) without further delay.</li> <li>▶ Removal of contact lenses should only be undertaken by trained personnel.</li> </ul>
-------------	--



## Carboline Plasite 4301HT Part B

<b>Skin Contact</b>	<p>If skin contact occurs:</p> <ul style="list-style-type: none"> <li>▶ Immediately remove all contaminated clothing, including footwear.</li> <li>▶ Flush skin and hair with running water (and soap if available).</li> <li>▶ Seek medical attention in event of irritation.</li> </ul>
<b>Inhalation</b>	<ul style="list-style-type: none"> <li>▶ If fumes or combustion products are inhaled remove from contaminated area.</li> <li>▶ Lay patient down. Keep warm and rested.</li> <li>▶ Prostheses such as false teeth, which may block airway, should be removed, where possible, prior to initiating first aid procedures.</li> <li>▶ Apply artificial respiration if not breathing, preferably with a demand valve resuscitator, bag-valve mask device, or pocket mask as trained. Perform CPR if necessary.</li> <li>▶ Transport to hospital, or doctor, without delay.</li> </ul>
<b>Ingestion</b>	<ul style="list-style-type: none"> <li>▶ <b>If swallowed do NOT induce vomiting.</b></li> <li>▶ If vomiting occurs, lean patient forward or place on left side (head-down position, if possible) to maintain open airway and prevent aspiration.</li> <li>▶ Observe the patient carefully.</li> <li>▶ Never give liquid to a person showing signs of being sleepy or with reduced awareness; i.e. becoming unconscious.</li> <li>▶ Give water to rinse out mouth, then provide liquid slowly and as much as casualty can comfortably drink.</li> <li>▶ Seek medical advice.</li> <li>▶ Avoid giving milk or oils.</li> <li>▶ Avoid giving alcohol.</li> <li>▶ If spontaneous vomiting appears imminent or occurs, hold patient's head down, lower than their hips to help avoid possible aspiration of vomitus.</li> </ul>

**Indication of any immediate medical attention and special treatment needed**

Any material aspirated during vomiting may produce lung injury. Therefore emesis should not be induced mechanically or pharmacologically. Mechanical means should be used if it is considered necessary to evacuate the stomach contents; these include gastric lavage after endotracheal intubation. If spontaneous vomiting has occurred after ingestion, the patient should be monitored for difficult breathing, as adverse effects of aspiration into the lungs may be delayed up to 48 hours.

Treat symptomatically.

Hydrogen peroxide at moderate concentrations (5% or more) is a strong oxidant.

- ▶ Direct contact with the eye is likely to cause corneal damage especially if not washed immediately. Careful ophthalmologic evaluation is recommended and the possibility of local corticosteroid therapy should be considered.
- ▶ Because of the likelihood of systemic effects attempts at evacuating the stomach via emesis induction or gastric lavage should be avoided.
- ▶ There is remote possibility, however, that a nasogastric or orogastric tube may be required for the reduction of severe distension due to gas formation"

Fisher Scientific SDS

**SECTION 5 FIREFIGHTING MEASURES****Extinguishing media**

For hydrogen peroxide

NOTE: Chemical extinguishing agents may accelerate decomposition. [CCINFO]

FOR **SMALL FIRE**:

- ▶ Water spray, foam, CO2 or dry chemical.
- ▶ **DO NOT** use water jets.

FOR **LARGE FIRE**:

- ▶ Flood fire area with water from a distance.

**Special hazards arising from the substrate or mixture**

<b>Fire Incompatibility</b>	<ul style="list-style-type: none"> <li>▶ Avoid storage with reducing agents.</li> <li>▶ Avoid any contamination of this material as it is very reactive and any contamination is potentially hazardous</li> </ul>
-----------------------------	---

**Advice for firefighters**

<b>Fire Fighting</b>	<ul style="list-style-type: none"> <li>▶ Alert Fire Brigade and tell them location and nature of hazard.</li> <li>▶ May be violently or explosively reactive.</li> <li>▶ Wear breathing apparatus plus protective gloves in the event of a fire.</li> <li>▶ Prevent, by any means available, spillage from entering drains or water courses.</li> <li>▶ Consider evacuation (or protect in place).</li> <li>▶ Fight fire from a safe distance, with adequate cover.</li> <li>▶ Extinguishers should be used only by trained personnel.</li> <li>▶ Use water delivered as a fine spray to control fire and cool adjacent area.</li> <li>▶ Avoid spraying water onto liquid pools.</li> <li>▶ <b>DO NOT</b> approach containers suspected to be hot.</li> <li>▶ Cool fire exposed containers with water spray from a protected location.</li> <li>▶ If safe to do so, remove containers from path of fire.</li> <li>▶ If fire gets out of control withdraw personnel and warn against entry.</li> <li>▶ Equipment should be thoroughly decontaminated after use.</li> </ul>
<b>Fire/Explosion Hazard</b>	<ul style="list-style-type: none"> <li>▶ Will not burn but increases intensity of fire.</li> <li>▶ May explode from friction, shock, heat or containment.</li> <li>▶ Heating may cause expansion or decomposition leading to violent rupture of containers.</li> <li>▶ Heat affected containers remain hazardous.</li> <li>▶ Contact with combustibles such as wood, paper, oil or finely divided metal may produce spontaneous combustion or violent decomposition.</li> <li>▶ May emit irritating, poisonous or corrosive fumes.</li> <li>▶ Combustion/decomposition may produce acrid/toxic fumes of carbon monoxide (CO).</li> </ul> <p>Decomposes on heating and produces acrid and toxic fumes of: Combustion products include: carbon dioxide (CO2) nitrogen oxides (NOx) other pyrolysis products typical of burning organic material.</p> <ul style="list-style-type: none"> <li>▶ Organic peroxides provide internal oxygen for combustion, so burn intensely.</li> <li>▶ Simple smothering actions are not effective against established fires.</li> </ul>

## Carboline Plasite 4301HT Part B

	NOTE: A Type D Organic Peroxide: <ul style="list-style-type: none"> <li>▶ may partially detonate</li> <li>▶ does not deflagrate rapidly and</li> <li>▶ shows no violent effect when heated under confinement</li> </ul>
HAZCHEM	2WE

## SECTION 6 ACCIDENTAL RELEASE MEASURES

## Personal precautions, protective equipment and emergency procedures

See section 8

## Environmental precautions

See section 12

## Methods and material for containment and cleaning up

Minor Spills	<p>Environmental hazard - contain spillage. Slippery when spilt. <b>WARNING: EXPLOSIVE.</b> BLAST and/or PROJECTION and/or FIRE HAZARD</p> <ul style="list-style-type: none"> <li>▶ Clean up all spills immediately.</li> <li>▶ Avoid inhalation of the material and avoid contact with eyes and skin.</li> <li>▶ Wear impervious gloves and safety glasses.</li> <li>▶ Remove all ignition sources.</li> <li>▶ Use spark-free tools when handling.</li> <li>▶ Sweep into non-sparking containers or barrels and moisten with water.</li> <li>▶ Place spilled material in clean, sealable, labelled container for disposal.</li> <li>▶ Flush area with large amounts of water.</li> </ul>
Major Spills	<p>Environmental hazard - contain spillage. Slippery when spilt. <b>WARNING: EXPLOSIVE.</b></p> <ul style="list-style-type: none"> <li>▶ Clear area of personnel and move upwind.</li> <li>▶ Alert Fire Brigade and tell them location and nature of hazard.</li> <li>▶ May be violently or explosively reactive.</li> <li>▶ Wear full body protective clothing with breathing apparatus.</li> <li>▶ Consider evacuation (or protect in place).</li> <li>▶ In case of transport accident notify Police, Emergency Authority, Competent Explosives Authority or Manufacturer.</li> <li>▶ No smoking, naked lights, heat or ignition sources.</li> <li>▶ Increase ventilation.</li> <li>▶ Use extreme caution to prevent physical shock.</li> <li>▶ Use only spark-free shovels and explosion-proof equipment.</li> <li>▶ Collect recoverable material and segregate from spilled material.</li> <li>▶ Wash spill area with large quantities of water.</li> </ul> <p>For hydrogen peroxide:</p> <ul style="list-style-type: none"> <li>▶ Dilute with large quantities of water (at least ten (10) times the volume of hydrogen peroxide).</li> <li>▶ Sodium bicarbonate may be used to accelerate breakdown.</li> </ul>

Personal Protective Equipment advice is contained in Section 8 of the SDS.

## SECTION 7 HANDLING AND STORAGE

## Precautions for safe handling

Safe handling	<ul style="list-style-type: none"> <li>▶ Handle gently. Use good occupational work practice.</li> <li>▶ Observe manufacturer's storage and handling recommendations contained within this SDS.</li> <li>▶ Avoid all personal contact, including inhalation.</li> <li>▶ Avoid smoking, naked lights, heat or ignition sources.</li> <li>▶ Explosives must not be struck with metal implements.</li> <li>▶ Avoid mechanical and thermal shock and friction.</li> <li>▶ Use in a well ventilated area.</li> <li>▶ Avoid contact with incompatible materials.</li> <li>▶ <b>When handling DO NOT eat, drink or smoke.</b></li> <li>▶ Avoid physical damage to containers.</li> <li>▶ Always wash hands with soap and water after handling.</li> <li>▶ Work clothes should be laundered separately.</li> <li>▶ Mix only as much as is required</li> <li>▶ <b>DO NOT return the mixed material to original containers</b></li> </ul> <p>For oxidisers, including peroxides.</p> <ul style="list-style-type: none"> <li>· Avoid personal contact and inhalation of dust, mist or vapours.</li> <li>· Provide adequate ventilation.</li> <li>· Always wear protective equipment and wash off any spillage from clothing.</li> <li>· Keep material away from light, heat, flammables or combustibles.</li> <li>· Keep cool, dry and away from incompatible materials.</li> <li>· Avoid physical damage to containers.</li> <li>· <b>DO NOT repack or return unused portions to original containers.</b> Withdraw only sufficient amounts for immediate use.</li> <li>· Use only minimum quantity required.</li> <li>· Avoid using solutions of peroxides in volatile solvents. Solvent evaporation should be controlled to avoid dangerous concentration of the peroxide.</li> <li>· <b>Do NOT allow oxidisers to contact iron or compounds of iron, cobalt, or copper, metal oxide salts, acids or bases.</b></li> <li>· <b>Do NOT use metal spatulas to handle oxidisers</b></li> <li>· <b>Do NOT use glass containers with screw cap lids or glass stoppers.</b></li> </ul>
---------------	---

## Carboline Plasite 4301HT Part B

	<ul style="list-style-type: none"> <li>• Store peroxides at the lowest possible temperature, consistent with their solubility and freezing point.</li> <li>• <b>CAUTION: Do NOT store liquids or solutions of peroxides at a temperature below that at which the oxidiser freezes or precipitates. Peroxides, in particular, in this form are extremely shock and heat-sensitive. Refrigerated storage of peroxides must ONLY be in explosion-proof units.</b></li> <li>• The hazards and consequences of fires and explosions during synthesis and use of oxidisers is widely recognised; spontaneous or induced decomposition may culminate in a variety of ways, ranging from moderate gassing to spontaneous ignition or explosion. The heat released from spontaneous decomposition of an energy-rich compound causes a rise in the surrounding temperature; the temperature will rise until thermal balance is established or until the material heats to decomposition.</li> <li>• The most effective means for minimising the consequences of an accident is to limit quantities to a practical minimum. Even gram-scale explosions can be serious. Once ignited the burning of peroxides cannot be controlled and the area should be evacuated.</li> <li>• Unless there is compelling reason to do otherwise, peroxide concentration should be limited to 10% (or less with vigorous reactants). Peroxide concentration is rarely as high as 1% in the reaction mixture of polymerisation or other free-radical reactions.</li> <li>• Oxidisers should be added slowly and cautiously to the reaction medium. This should be completed prior to heating and with good agitation.</li> <li>• Addition of oxidisers to the hot monomer is extremely dangerous. A violent reaction (e.g., fire or explosion) can result from inadvertent mixing of promoters (frequently used with peroxides in polymerisation systems) with full-strength oxidisers</li> <li>• Organic peroxides are very sensitive to contamination (especially heavy-metal compounds, metal oxide salts, alkaline materials including amines, strong acids, and many varieties of dust and dirt). This can initiate rapid, uncontrolled decomposition of peroxides and possible generation of intense heat, fire or explosion. The consequences of accidental contamination from returning withdrawn material to the storage container can be disastrous.</li> <li>• When handling <b>NEVER</b> smoke, eat or drink.</li> <li>• Always wash hands with soap and water after handling.</li> <li>• Use only good occupational work practice.</li> <li>• Observe manufacturer's storage and handling recommendations contained within this MSDS.</li> </ul>
Other information	<ul style="list-style-type: none"> <li>▶ Store in original containers in an isolated approved flammable materials storage area.</li> <li>▶ Keep containers securely sealed as supplied.</li> <li>▶ <b>WARNING: Gradual decomposition during storage in sealed containers may lead to a large pressure build-up and subsequent explosion.</b></li> <li>▶ No smoking, naked lights, heat or ignition sources.</li> <li>▶ Store in a cool, dry, well ventilated area.</li> <li>▶ Store under cover and away from sunlight.</li> <li>▶ Store below safe storage (control) temperature. Always store below 35 deg.C.</li> <li>▶ Store away from flammable or combustible materials, debris and waste. Contact may cause fire or violent reaction.</li> <li>▶ Store away from incompatible materials.</li> <li>▶ Store away from foodstuff containers</li> <li>▶ <b>DO NOT stack on wooden floors or wooden pallets.</b></li> <li>▶ Protect containers against physical damage.</li> <li>▶ Check regularly for spills and leaks.</li> <li>▶ Observe manufacturer's storage and handling recommendations contained within this SDS.</li> <li>▶ Keep locked up.</li> <li>▶ Restrictions may apply on quantities and to other materials permitted in the same location.</li> </ul> <p><b>FOR MINOR QUANTITIES:</b> Ensure that:</p> <ul style="list-style-type: none"> <li>▶ packages are not opened in storage area,</li> <li>▶ the goods are kept at least 3 metres from sources of heat as well as all other dangerous goods and all other materials which might react with this material might react to cause a fire, a chemical reaction or explosion,</li> <li>▶ materials for absorbing and neutralising spills are kept near the storage;</li> <li>▶ procedures are displayed at the storage describing actions to be taken in the event of a spill or fire.</li> <li>▶ adequate numbers and types of portable fire extinguisher are provided in or near the storage area.</li> </ul> <p><b>FOR PACKAGE STORAGE:</b></p> <ul style="list-style-type: none"> <li>▶ If the material is stored in an indoor fireproof cabinet, the cabinet must be vented to outside the building containing the cabinet.</li> <li>▶ Packages must be protected from exposure to weather unless the packages are: (i) sole packages of more than 20 l capacity (ii) of metallic or plastic construction (iii) securely closed and are not to be opened in the storage area (iv) stored in such a manner that rain water, contaminated with the material, is collected and disposed of safely.</li> <li>▶ Packages must <b>NOT</b> be located in a basement or other place below ground level.</li> <li>▶ The store has a smooth non-combustible floor or a floor coated to prevent impregnation by the material.</li> <li>▶ There are no open drains, traps, tunnels or pits under the floor where molten material might collect or be confined.</li> <li>▶ Drainage must be provided so that in the event of fire, molten material may be collected and confined.</li> <li>▶ Drainage and kerbing must be provided so that in the event of fire, molten material will flow clear of buildings and other storage areas.</li> <li>▶ Pallets and dunnage used to store the material must be coated to prevent impregnation</li> <li>▶ Materials for absorbing and neutralising spills must be kept near the storage.</li> <li>▶ Adequate portable fire extinguishers are provided.</li> <li>▶ Ensure proper stock-control measures are maintained to prevent prolonged storage of dangerous goods.</li> </ul>

## Conditions for safe storage, including any incompatibilities

Suitable container	<ul style="list-style-type: none"> <li>▶ All packaging for Class 1 Goods shall be in accordance with the requirements of the relevant Code for the transport of Dangerous Goods.</li> <li>▶ Class 1 is unique in that the type of packaging used frequently has a very decisive effect on the hazard and therefore on the assignment to a particular division</li> </ul> <p>Packaging for explosive substances shall meet the test requirements for Packaging Group II.</p> <ul style="list-style-type: none"> <li>▶ Metal packagings meeting the test criteria of Packing Group I, must <b>NOT</b> be used; this avoids unnecessary confinement.</li> <li>▶ Packagings for organic peroxides must be constructed so that none of the materials, which are in contact with the contents, will catalyse or otherwise dangerously affect the properties of their contents.</li> <li>▶ For combination packages, cushioning materials must not be readily combustible and must <b>NOT</b> cause decomposition of the organic peroxide if leakage occurs.</li> <li>▶ Generally only stainless steel 316, polyethylene or glass lined equipment is suitable for use when working with organic peroxides.</li> </ul> <p>NOTE: Dangerous decomposition reactions may occur at or above the SADT (self-accelerating decomposition temperature). Under certain circumstances explosion or fire may result. Contact with incompatible substances may cause decomposition at or below the SADT.</p> <ul style="list-style-type: none"> <li>▶ Some plastics may be incompatible with this material, check with manufacturer for storage suitability.</li> <li>▶ <b>DO NOT repack.</b> Use containers supplied by manufacturer only.</li> <li>▶ Check that containers are clearly labelled</li> <li>▶ Type D Liquid Organic Peroxides, UN 3105, UN 3115 are to be packed to the requirements of Packing method OP7A of the ADG Code, with maximum mass of 50 kg. or 60 l. volume.</li> <li>▶ Plastic drum / container or plastic inner receptacle in fibre-board, or metal outer container.</li> </ul>
--------------------	---

## Carboline Plasite 4301HT Part B

	<p>Hydrogen peroxide containing/ generating materials requiring rigid packaging.</p> <p>Store in:</p> <ul style="list-style-type: none"> <li>▶ containers with vented lids.</li> <li>▶ properly passivated aluminium containers.</li> <li>▶ properly passivated stainless steel.</li> <li>▶ polyethylene containers.</li> <li>▶ porcelain, vitreous stoneware</li> <li>▶ Teflon lined containers.</li> </ul>
Storage incompatibility	<p>Hydrogen peroxide</p> <ul style="list-style-type: none"> <li>▶ is a powerful oxidiser</li> <li>▶ contamination or heat may cause self accelerating exothermic decomposition with oxygen gas and steam release - this may generate dangerous pressures - steam explosion.</li> <li>▶ reacts dangerously with rust, dust, dirt, iron, copper, acids, metals and salts, organic material.</li> <li>▶ is unstable if heated. (e.g): one volume of 70% hydrogen peroxide solution decomposes to produce 300 volumes of oxygen gas.</li> <li>▶ in presence of a strong initiating source may be explosively reactive</li> <li>▶ concentrated or pure material can generate heat and decompose spontaneously; can ignite or explode when heated, shocked, contaminated; or if placed in a basic (&gt;7) environment, especially in the presence of metal ions</li> <li>▶ mixtures with combustible materials may result in spontaneous combustion or may be impact- or heat- sensitive - evaporation or drying on towels or mop may cause a fire.</li> <li>▶ reacts violently with reducing agents, alcohols, ammonia, carboxylic acids, acetic acid, cobalt oxides, copper(II) chloride, ethers, metal powder, permanganates, acetone, benzenesulfonic anhydride, 1,1-dimethylhydrazine, dimethylphenylphosphine, gadolinium hydroxide, hydrogen selenide, iron oxides, lithium tetrahydroaluminate, magnesium tetrahydroaluminate, manganese(II) oxide, mercury oxide, methyl hydrazine, nickel monoxide, nitrogenous bases, osmium tetroxide, alpha-phenylselenoketones, phosphorus, phosphorus(V) oxide, quinoline, tetrahydrothiophene, tin(II) chloride, thiodiglycol, thiophane, tin(II) chloride, unsaturated organic compounds, readily oxidisable and combustible materials; avoid contact with combustibles including lubricants and graphite</li> <li>▶ reacts with cobalt, copper and its alloys, chromium, iridium, iron, lead, manganese, Monel, osmium, palladium, platinum, gold, silver, zinc, and other catalytic metals, metal oxides and salts - avoid metallic bowls and stirrers.</li> <li>▶ violent catalytic decomposition will occur in contact with certain metals such as iron, copper, chromium, brass, bronze, lead, silver, manganese or their salts.</li> <li>▶ forms unstable and possible explosive materials with acetic anhydride, acetic acid, aniline, carboxylic acids, 1,4-diazabicyclo[2.2.2]octane, diphenyl diselenide, ethyl acetate, glycols, ketene, ketones, triethyltin hydroperoxide, 1,3,5-trioxane, vinyl acetate.</li> <li>▶ is incompatible with mercurous chloride</li> <li>▶ decomposes in presence of alkalis and even ordinary dust or rust</li> <li>▶ decomposes slowly at ordinary temperatures and builds up pressure in a closed container; the rate of decomposition doubles for each 10 deg C rise in temperature and decomposition becomes self-sustaining at 141 deg. C</li> <li>▶ contact with rough surfaces can cause decomposition</li> <li>▶ attacks and may ignite some plastics, rubber and coatings</li> </ul> <p>Methyl ethyl ketone peroxide (MEKP)</p> <ul style="list-style-type: none"> <li>▶ is a strong oxidiser</li> <li>▶ when pure is a shock-sensitive explosive</li> <li>▶ reacts violently with aldehydes, amines, strong acids, strong bases, reducing agents, combustible substances, hydrogen peroxide, organic materials, oxides of heavy metals, perchloric acid</li> <li>▶ may generate electrostatic charges</li> </ul> <p>Phthalates:</p> <ul style="list-style-type: none"> <li>▶ react with strong acids, strong oxidisers, permanganates and nitrates</li> <li>▶ attack some form of plastics</li> </ul> <p>As a class, organic peroxides are amongst the most hazardous materials commonly used in the workplace or laboratory. Several are highly flammable and extremely sensitive to shock, heat, spark, friction, impact and light and readily react with strong oxidising and reducing agents.</p> <ul style="list-style-type: none"> <li>▶ Organic compounds, especially finely divided materials, can ignite on contact with concentrated peroxides.</li> <li>▶ Strongly reduced material such as sulfides, nitrides, and hydrides may react explosively with peroxides.</li> <li>▶ Separate from mineral acids, strong alkalis, paint driers, polyester or FRP resin accelerators, promoters, amines, aluminium, zinc, cast iron, copper and brass, lead, manganese, vanadium, cobalt, mercury.</li> <li>▶ There are few chemical classes that do not at least produce heat when mixed with peroxides.</li> <li>▶ Many peroxide reactions produce explosions or generate gases (toxic and nontoxic).</li> <li>▶ Generally dilute solutions of peroxides are safe but the presence of a transition metal (such as cobalt, iron, manganese, nickel or vanadium) as an impurity may cause rapid decomposition with a build-up of heat, and even explosion.</li> <li>▶ Solutions of peroxides often become explosive when evaporated to dryness or near-dryness.</li> <li>▶ Each peroxide compound is characterised by specific, condition-dependent rate of composition. A change in conditions (e.g., increased temperature) can cause the rate of decomposition to auto-accelerate, culminating in violent explosion.</li> <li>▶ Most organic peroxides (especially lower molecular weight compounds) are unstable and should not be stored at temperatures exceeding 30 degrees C - shelf life is usually inversely related to storage temperature.</li> <li>▶ Lower molecular weight members of the group are unstable and prone to explode when heated or treated with organic acids.</li> <li>▶ Peroxide sensitivity may be related to heat of decomposition, activation energy and reaction kinetics. Some peroxides that are usually regarded as being relatively innocuous may become highly hazardous under certain conditions.</li> <li>▶ The potential energy of organic peroxides is low compared with that of conventional explosives but high enough to be very hazardous.</li> <li>▶ Incidents involving interaction of active oxidants and reducing agents, either by design or accident, are usually very energetic and examples of so-called redox reactions.</li> <li>▶ Organic peroxides as a class are highly reactive.</li> <li>▶ They are thermally unstable and prone to undergoing exothermic self-accelerating decomposition.</li> <li>▶ Organic peroxides may decompose explosively, burn rapidly, be impact and/or friction sensitive and react dangerously with many other substances.</li> <li>▶ Amines and polyester accelerators (cobalt salts, for example) if mixed with organic peroxides / organic peroxide mixtures will cause rapid / spontaneous decomposition with fire / explosion hazard.</li> <li>▶ Avoid any contamination.</li> <li>▶ Avoid finely divided combustible materials</li> <li>▶ Avoid all external heat.</li> <li>▶ Avoid mixing or reaction with acids, alkalis, reducing agents, metal powders, metal oxides, transition metals and their compounds.</li> <li>▶ Alkalis decompose peroxides / peroxide mixtures and may generate large volumes of carbon dioxide and pressurize containers.</li> <li>▶ Avoid contact with copper, brass and zinc (containers or stirrers, for example)</li> <li>▶ Avoid storage with reducing agents.</li> <li>▶ Peroxides decompose over time and give off oxygen.</li> <li>▶ Peroxides require controlled storage for stability.</li> <li>▶ <b>DANGER: Explosion hazard, never mix peroxides with accelerators or promoters.</b></li> <li>▶ Explosion hazard may follow contact with incompatible materials</li> <li>▶ Avoid any contamination of this material as it is very reactive and any contamination is potentially hazardous</li> </ul>

## Carboline Plasite 4301HT Part B



+ X + X + + +

- X** — Must not be stored together  
**O** — May be stored together with specific precautions  
**+** — May be stored together

## SECTION 8 EXPOSURE CONTROLS / PERSONAL PROTECTION

## Control parameters

## OCCUPATIONAL EXPOSURE LIMITS (OEL)

## INGREDIENT DATA

Source	Ingredient	Material name	TWA	STEL	Peak	Notes
Australia Exposure Standards	methyl ethyl ketone peroxide	Methyl ethyl ketone peroxide	Not Available	Not Available	0.2 ppm / 1.5 mg/m <sup>3</sup>	Not Available

## EMERGENCY LIMITS


Ingredient	Material name	TEEL-1	TEEL-2	TEEL-3
methyl ethyl ketone peroxide	Methyl ethyl ketone peroxide	1.8 ppm	20 ppm	22 ppm

Ingredient	Original IDLH	Revised IDLH
methyl ethyl ketone peroxide	Not Available	Not Available

## Exposure controls

<b>Appropriate engineering controls</b>	<p>Engineering controls are used to remove a hazard or place a barrier between the worker and the hazard. Well-designed engineering controls can be highly effective in protecting workers and will typically be independent of worker interactions to provide this high level of protection. The basic types of engineering controls are:</p> <p>Process controls which involve changing the way a job activity or process is done to reduce the risk.</p> <p>Enclosure and/or isolation of emission source which keeps a selected hazard "physically" away from the worker and ventilation that strategically "adds" and "removes" air in the work environment. Ventilation can remove or dilute an air contaminant if designed properly. The design of a ventilation system must match the particular process and chemical or contaminant in use.</p> <p>Employers may need to use multiple types of controls to prevent employee overexposure.</p> <p>Local exhaust ventilation usually required. If risk of overexposure exists, wear approved respirator. Correct fit is essential to obtain adequate protection. Supplied-air type respirator may be required in special circumstances. Correct fit is essential to ensure adequate protection. An approved self contained breathing apparatus (SCBA) may be required in some situations.</p> <p>Provide adequate ventilation in warehouse or closed storage area. Air contaminants generated in the workplace possess varying "escape" velocities which, in turn, determine the "capture velocities" of fresh circulating air required to effectively remove the contaminant.</p>										
	<table border="1"> <thead> <tr> <th>Type of Contaminant:</th> <th>Air Speed:</th> </tr> </thead> <tbody> <tr> <td>solvent, vapours, degreasing etc., evaporating from tank (in still air).</td> <td>0.25-0.5 m/s (50-100 f/min.)</td> </tr> <tr> <td>aerosols, fumes from pouring operations, intermittent container filling, low speed conveyer transfers, welding, spray drift, plating acid fumes, pickling (released at low velocity into zone of active generation)</td> <td>0.5-1 m/s (100-200 f/min.)</td> </tr> <tr> <td>direct spray, spray painting in shallow booths, drum filling, conveyer loading, crusher dusts, gas discharge (active generation into zone of rapid air motion)</td> <td>1-2.5 m/s (200-500 f/min.)</td> </tr> <tr> <td>grinding, abrasive blasting, tumbling, high speed wheel generated dusts (released at high initial velocity into zone of very high rapid air motion).</td> <td>2.5-10 m/s (500-2000 f/min.)</td> </tr> </tbody> </table>	Type of Contaminant:	Air Speed:	solvent, vapours, degreasing etc., evaporating from tank (in still air).	0.25-0.5 m/s (50-100 f/min.)	aerosols, fumes from pouring operations, intermittent container filling, low speed conveyer transfers, welding, spray drift, plating acid fumes, pickling (released at low velocity into zone of active generation)	0.5-1 m/s (100-200 f/min.)	direct spray, spray painting in shallow booths, drum filling, conveyer loading, crusher dusts, gas discharge (active generation into zone of rapid air motion)	1-2.5 m/s (200-500 f/min.)	grinding, abrasive blasting, tumbling, high speed wheel generated dusts (released at high initial velocity into zone of very high rapid air motion).	2.5-10 m/s (500-2000 f/min.)
	Type of Contaminant:	Air Speed:									
	solvent, vapours, degreasing etc., evaporating from tank (in still air).	0.25-0.5 m/s (50-100 f/min.)									
aerosols, fumes from pouring operations, intermittent container filling, low speed conveyer transfers, welding, spray drift, plating acid fumes, pickling (released at low velocity into zone of active generation)	0.5-1 m/s (100-200 f/min.)										
direct spray, spray painting in shallow booths, drum filling, conveyer loading, crusher dusts, gas discharge (active generation into zone of rapid air motion)	1-2.5 m/s (200-500 f/min.)										
grinding, abrasive blasting, tumbling, high speed wheel generated dusts (released at high initial velocity into zone of very high rapid air motion).	2.5-10 m/s (500-2000 f/min.)										
<p>Within each range the appropriate value depends on:</p> <table border="1"> <thead> <tr> <th>Lower end of the range</th> <th>Upper end of the range</th> </tr> </thead> <tbody> <tr> <td>1: Room air currents minimal or favourable to capture</td> <td>1: Disturbing room air currents</td> </tr> <tr> <td>2: Contaminants of low toxicity or of nuisance value only.</td> <td>2: Contaminants of high toxicity</td> </tr> <tr> <td>3: Intermittent, low production.</td> <td>3: High production, heavy use</td> </tr> <tr> <td>4: Large hood or large air mass in motion</td> <td>4: Small hood-local control only</td> </tr> </tbody> </table>	Lower end of the range	Upper end of the range	1: Room air currents minimal or favourable to capture	1: Disturbing room air currents	2: Contaminants of low toxicity or of nuisance value only.	2: Contaminants of high toxicity	3: Intermittent, low production.	3: High production, heavy use	4: Large hood or large air mass in motion	4: Small hood-local control only	
Lower end of the range	Upper end of the range										
1: Room air currents minimal or favourable to capture	1: Disturbing room air currents										
2: Contaminants of low toxicity or of nuisance value only.	2: Contaminants of high toxicity										
3: Intermittent, low production.	3: High production, heavy use										
4: Large hood or large air mass in motion	4: Small hood-local control only										
<p>Simple theory shows that air velocity falls rapidly with distance away from the opening of a simple extraction pipe. Velocity generally decreases with the square of distance from the extraction point (in simple cases). Therefore the air speed at the extraction point should be adjusted, accordingly, after reference to distance from the contaminating source. The air velocity at the extraction fan, for example, should be a minimum of 1-2 m/s (200-400 f/min) for extraction of solvents generated in a tank 2 meters distant from the extraction point. Other mechanical considerations, producing performance deficits within the extraction apparatus, make it essential that theoretical air velocities are multiplied by factors of 10 or more when extraction systems are installed or used.</p> <p>Engineering controls for explosive substances are designed to reduce or eliminate fragmentation and/or blast effects either by suppression of the source of detonation or by protection at the exposed location, or both. Barricades, shields, contained detonation chambers, and "zero quantity-distance (Q-D)" magazines are examples of engineering controls.</p> <p>Engineering controls are designed and tested in a rigorous fashion. The construction of the engineering control must be carefully duplicated in field applications to assure it will function properly.</p> <p>It is thus imperative that engineering controls be built exactly in accordance with the design package, and that they be used only for the substances for which they are authorised.</p>											

## Carboline Plasite 4301HT Part B

Personal protection	
Eye and face protection	<ul style="list-style-type: none"> <li>▶ Chemical goggles.</li> <li>▶ Full face shield may be required for supplementary but never for primary protection of eyes.</li> <li>▶ Contact lenses may pose a special hazard; soft contact lenses may absorb and concentrate irritants. A written policy document, describing the wearing of lenses or restrictions on use, should be created for each workplace or task. This should include a review of lens absorption and adsorption for the class of chemicals in use and an account of injury experience. Medical and first-aid personnel should be trained in their removal and suitable equipment should be readily available. In the event of chemical exposure, begin eye irrigation immediately and remove contact lens as soon as practicable. Lens should be removed at the first signs of eye redness or irritation - lens should be removed in a clean environment only after workers have washed hands thoroughly. [CDC NIOSH Current Intelligence Bulletin 59], [AS/NZS 1336 or national equivalent]</li> </ul>
Skin protection	See Hand protection below
Hands/feet protection	<ul style="list-style-type: none"> <li>▶ Wear chemical protective gloves, e.g. PVC.</li> <li>▶ Wear safety footwear or safety gumboots, e.g. Rubber</li> </ul> <p><b>NOTE:</b></p> <ul style="list-style-type: none"> <li>▶ The material may produce skin sensitisation in predisposed individuals. Care must be taken, when removing gloves and other protective equipment, to avoid all possible skin contact.</li> <li>▶ Contaminated leather items, such as shoes, belts and watch-bands should be removed and destroyed. <ul style="list-style-type: none"> <li>- Non-sparking or conductive footwear essential. Conductive footwear describes a boot or shoe with a sole made from a conductive compound chemically bound to the bottom components, for permanent control to electrically ground the foot an shall dissipate static electricity from the body to reduce the possibility of ignition of volatile compounds. Electrical resistance must range between 0 to 500,000 ohms. Conductive shoes should be stored in lockers close to the room in which they are worn. Personnel who have been issued conductive footwear should not wear them from their place of work to their homes and return.</li> </ul> </li> <li>▶ <b>DO NOT wear cotton or cotton-backed gloves.</b></li> <li>▶ <b>DO NOT wear leather gloves.</b></li> <li>▶ Promptly hose all spills off leather shoes or boots or ensure that such footwear is protected with PVC over-shoes.</li> <li>▶ Where hydrogen peroxide exposure may occur do NOT wear PVA gloves.</li> <li>▶ DO NOT use leather or cotton gloves, leather shoes as spill may cause fire.</li> <li>▶ Care: Effects may be delayed.</li> <li>▶ Hand cream offers no protection for hydrogen peroxide and should not be used.</li> </ul>
Body protection	See Other protection below
Other protection	<p>For handling explosives or explosive compositions:</p> <ul style="list-style-type: none"> <li>▶ Wear close-fitting flame-protection treated clothing closed at the neck and sleeves.</li> <li>▶ Cotton underwear, socks and conductive shoes are recommended to avoid human static discharge.</li> </ul> <p>Manufacture may require:</p> <ul style="list-style-type: none"> <li>▶ Non-static flame retardant treated clothing</li> <li>▶ Access to deluge Safety shower</li> <li>▶ Barrier cream.</li> <li>▶ Overalls.</li> <li>▶ PVC Apron.</li> <li>▶ PVC protective suit may be required if exposure severe.</li> <li>▶ Eyewash unit.</li> <li>▶ Ensure there is ready access to a safety shower.</li> <li>▶ Some plastic personal protective equipment (PPE) (e.g. gloves, aprons, overshoes) are not recommended as they may produce static electricity.</li> <li>▶ For large scale or continuous use wear tight-weave non-static clothing (no metallic fasteners, cuffs or pockets).</li> <li>▶ Non sparking safety or conductive footwear should be considered. Conductive footwear describes a boot or shoe with a sole made from a conductive compound chemically bound to the bottom components, for permanent control to electrically ground the foot an shall dissipate static electricity from the body to reduce the possibility of ignition of volatile compounds. Electrical resistance must range between 0 to 500,000 ohms. Conductive shoes should be stored in lockers close to the room in which they are worn. Personnel who have been issued conductive footwear should not wear them from their place of work to their homes and return.</li> </ul>

## Recommended material(s)

## GLOVE SELECTION INDEX

Glove selection is based on a modified presentation of the:

**"Forsberg Clothing Performance Index".**

The effect(s) of the following substance(s) are taken into account in the **computer-generated** selection:

Carboline Plasite 4301HT Part B

Material	CPI
BUTYL	C
BUTYL/NEOPRENE	C
HYPALON	C
NAT+NEOPR+NITRILE	C
NATURAL RUBBER	C
NATURAL+NEOPRENE	C
NEOPRENE	C
NEOPRENE/NATURAL	C
NITRILE	C
NITRILE+PVC	C
PE/EVAL/PE	C
PVA	C

Continued...

## Carboline Plasite 4301HT Part B

PVC	C
SARANEX-23	C
TEFLON	C
VITON	C
VITON/NEOPRENE	C

\* CPI - Chemwatch Performance Index

A: Best Selection

B: Satisfactory; may degrade after 4 hours continuous immersion

C: Poor to Dangerous Choice for other than short term immersion

**NOTE:** As a series of factors will influence the actual performance of the glove, a final selection must be based on detailed observation. -

\* Where the glove is to be used on a short term, casual or infrequent basis, factors such as "feel" or convenience (e.g. disposability), may dictate a choice of gloves which might otherwise be unsuitable following long-term or frequent use. A qualified practitioner should be consulted.

## SECTION 9 PHYSICAL AND CHEMICAL PROPERTIES

## Information on basic physical and chemical properties

<b>Appearance</b>	Light Yellow Liquid		
<b>Physical state</b>	Liquid	<b>Relative density (Water = 1)</b>	1.072
<b>Odour</b>	Not Available	<b>Partition coefficient n-octanol / water</b>	Not Available
<b>Odour threshold</b>	Not Available	<b>Auto-ignition temperature (°C)</b>	Not Available
<b>pH (as supplied)</b>	Not Available	<b>Decomposition temperature</b>	68
<b>Melting point / freezing point (°C)</b>	Not Available	<b>Viscosity (cSt)</b>	Not Available
<b>Initial boiling point and boiling range (°C)</b>	Not Available	<b>Molecular weight (g/mol)</b>	Not Available
<b>Flash point (°C)</b>	Not Available	<b>Taste</b>	Not Available
<b>Evaporation rate</b>	< 1 EtAC = 1	<b>Explosive properties</b>	Not Available
<b>Flammability</b>	Not Available	<b>Oxidising properties</b>	Not Available
<b>Upper Explosive Limit (%)</b>	Not Available	<b>Surface Tension (dyn/cm or mN/m)</b>	Not Available
<b>Lower Explosive Limit (%)</b>	Not Available	<b>Volatile Component (%vol)</b>	Not Available
<b>Vapour pressure (kPa)</b>	Not Available	<b>Gas group</b>	Not Available
<b>Solubility in water</b>	Partly miscible	<b>pH as a solution (1%)</b>	Not Available
<b>Vapour density (Air = 1)</b>	> 1	<b>VOC g/L</b>	16.20

## SECTION 10 STABILITY AND REACTIVITY

<b>Reactivity</b>	See section 7
<b>Chemical stability</b>	<ul style="list-style-type: none"> <li>▶ Unstable in the presence of incompatible materials.</li> <li>▶ Product is considered stable under normal handling conditions.</li> <li>▶ Prolonged exposure to heat.</li> <li>▶ Hazardous polymerisation will not occur.</li> </ul> <p>NOTE:</p> <ul style="list-style-type: none"> <li>▶ A range of exothermic decomposition energies for peroxides is given as 200-340 kJ/mol.</li> <li>▶ The relationship between energy of decomposition and processing hazards has been the subject of discussion; it is suggested that values of energy releases per unit of mass, rather than on a molar mass basis (J/g) be used in the assessment. For example, in open vessel processes (with man-hole size openings, in an industrial setting), substances with exothermic decomposition energies below 500 J/g are unlikely to present a danger, whilst those in closed vessel processes (opening is a safety valve or bursting disk) present some danger where the decomposition energy exceeds 150 J/g.</li> </ul> <p>BREThERICK: Handbook of Reactive Chemical Hazards, 4th Edition</p> <ul style="list-style-type: none"> <li>▶ Presence of shock and friction</li> <li>▶ Presence of heat source and ignition source</li> </ul> <p>Solutions of hydrogen peroxide slowly decompose, releasing oxygen, and so are often stabilised by the addition of acetanilide, etc.</p>
<b>Possibility of hazardous reactions</b>	See section 7
<b>Conditions to avoid</b>	See section 7
<b>Incompatible materials</b>	See section 7
<b>Hazardous decomposition products</b>	See section 5

## SECTION 11 TOXICOLOGICAL INFORMATION

## Information on toxicological effects

<b>Inhaled</b>	Inhalation of vapours or aerosols (mists, fumes), generated by the material during the course of normal handling, may be harmful. The material can cause respiratory irritation in some persons. The body's response to such irritation can cause further lung damage.
----------------	--

## Carboline Plasite 4301HT Part B

	<p>Inhalation of vapours may cause drowsiness and dizziness. This may be accompanied by sleepiness, reduced alertness, loss of reflexes, lack of co-ordination, and vertigo.</p> <p>Animal testing showed that exposure to methyl ethyl ketone peroxide (MEKP) vapour caused lung congestion with purple spots.</p> <p>The inhalation of organic peroxide dusts or vapours can produce throat and lung irritation and cause an asthma-like effect. Over-exposure can cause tears, salivation, lethargy, slow breathing, breathing difficulties, headache, weakness, tremor, stupor and swelling of the lung.</p> <p>Inhalation hazard is increased at higher temperatures.</p> <p>Inhaling excessive levels of mist may result in headache, dizziness, vomiting, diarrhoea, irritability, sleeplessness and fluid in the lungs, and cause extreme irritation of the nose and chest, cough, discomfort, shortness of breath and inflammation of the nose and throat. Whole-body effects of hydrogen peroxide poisoning include tremor, numbness of the limbs, convulsions, coma and shock. Hydrogen peroxide has poor warning properties.</p>										
Ingestion	<p>Accidental ingestion of the material may be harmful; animal experiments indicate that ingestion of less than 150 gram may be fatal or may produce serious damage to the health of the individual.</p> <p>Swallowing of the liquid may cause aspiration into the lungs with the risk of chemical pneumonitis; serious consequences may result. (ICSC13733)</p> <p>Ingestion of organic peroxides may produce nausea, vomiting, abnormal pain, stupor, bluish discoloration of skin and mucous membranes. Inflammation of the heart muscle may also occur.</p> <p>Swallowing dimethyl phthalate may cause central nervous system depression.</p> <p>Individuals surviving ingestion of up to 60 grams of 60% methyl ethyl ketone peroxide (MEKP) solution experienced severe inflammation of the oesophagus and stomach. Chemical burns of the gastrointestinal tract and scarring and narrowing of the oesophagus were reported in the case of a patient who survived swallowing 60 grams of a 2% solution.</p> <p>The toxicity of phthalates is not excessive due to slow oral absorption and metabolism. Absorption is affected by fat in the diet. Repeated doses can cause cumulative toxic effects, and symptoms include an enlarged liver which often reverses if exposure is maintained. Carbohydrate metabolism is disrupted, and cholesterol and triglyceride levels in the blood falls. In rats, there is also strong evidence of withering of the testicles. Some phthalates can increase the effects of antibiotics, thiamine (vitamin B1) and sulfonamides.</p> <p>Hydrogen peroxide may cause blistering and bleeding from the throat and stomach. When swallowed, it may release large quantities of oxygen which could hyper-distend the stomach and gut and may cause internal bleeding, mouth and throat burns and rupture of the gut. There may also be fever, nausea, foaming at the mouth, vomiting, chest and stomach pain, loss of consciousness, and movement disorders and death. Large amounts can also cause cessation of breath, dizziness, headache, tremors weakness or numbness in the extremities and convulsions. Hydrogen peroxide concentrate is corrosive and must not be taken undiluted.</p>										
Skin Contact	<p>This material can cause inflammation of the skin on contact in some persons.</p> <p>The material may accentuate any pre-existing dermatitis condition</p> <p>All organic peroxides are irritating to the skin and if allowed to remain on the skin, may produce inflammation; some are allergenic.</p> <p>Dimethyl phthalate, used as an insect repellent, has not been known to cause irritation or sensitization.</p> <p>Direct contact with methyl ethyl ketone peroxide (MEKP) may cause irritation, blisters and pain. Repeated application may cause moderate to severe inflammation. In rabbits, concentrations of 1.5% or less did not cause irritation.</p> <p>Skin contact will result in rapid drying, bleaching, leading to chemical burns on prolonged contact</p> <p>Open cuts, abraded or irritated skin should not be exposed to this material</p> <p>Entry into the blood-stream, through, for example, cuts, abrasions or lesions, may produce systemic injury with harmful effects. Examine the skin prior to the use of the material and ensure that any external damage is suitably protected.</p> <p>Hydrogen peroxide is used topically as dental gel and to clean minor wounds. It may cause dose dependent effect on the skin including bleaching, blistering, reddening and corrosion ( at &gt;50% concentration).</p>										
Eye	<p>If applied to the eyes, this material causes severe eye damage.</p> <p>Animal testing shows dimethyl phthalate only causes slight irritation when applied undiluted to the eye.</p> <p>Direct contact with methyl ethyl ketone peroxide (MEKP) may cause irritation, redness, pain and blurred vision. In animals, a 40% solution of MEKP causes severe eye damage. At a concentration of 0.6% or less, irritation does not occur. Washing the eyes within four seconds of application prevented permanent eye damage.</p> <p>Eye contact with organic peroxides can cause clouding, redness, swelling and burns of the eye on prolonged contact.</p> <p>Hydrogen peroxide concentrations above 10% are corrosive to the eye and may cause corneal ulceration even days after exposure.</p>										
Chronic	<p>Long-term exposure to respiratory irritants may result in airways disease, involving difficulty breathing and related whole-body problems. Strong evidence exists that this substance may cause irreversible mutations (though not lethal) even following a single exposure.</p> <p>Skin contact with the material is more likely to cause a sensitisation reaction in some persons compared to the general population.</p> <p>Substance accumulation, in the human body, may occur and may cause some concern following repeated or long-term occupational exposure.</p> <p>Exposure to phthalates over years leads to pain, numbness and spasms in the hands and feet. Many people have developed multiple disorders in the nervous system and the balancing system.</p> <p>Because it is soluble in fat but much less so in water, dimethyl phthalate can accumulate in body tissue. Therefore chronic exposure tends to be more important than acute exposure.</p> <p>Methyl ethyl ketone peroxide (MEKP) exhibits tumour promoting properties when applied topically to the skin of hairless mutant mice that had previously been initiated with ultraviolet light. Mice given total doses of approximately 7 mg MEKP developed malignant tumours after 15 months.</p> <p>Chronic exposure by rats repeatedly dosed with MEKP 3 times/weekly for 7 weeks by the intraperitoneal or oral route (13 mg/kg and 97 mg/kg respectively) produced marked evidence of cumulative toxicity. The liver showed occasional damage, consisting of fatty degeneration in the central portion of the lobule and an increased number of round cells in the portal spaces; the proximal tubules of the kidney showed desquamation of the epithelium whilst the convoluted tubules showed granular precipitates or castes in the lumina.</p> <p>Persistent exposure over a long period of time to peroxides produces allergic skin reactions (redness and scaling of the skin) and asthmatic wheezing.</p> <p>Hydrogen peroxide as a human food additive is generally regarded as safe, when used with certain limitations. In experimental animals hydrogen peroxide given by mouth causes damage to the teeth, liver, kidney, stomach and bowel. Inhalation exposure to hydrogen peroxide caused skin irritation, sneezing and death in animals. Skin irritation, sneezing, excessive secretion of tears, and whitening of the hair was also seen in animals chronically exposed to hydrogen peroxide.</p> <p>Prolonged or repeated skin contact may cause drying with cracking, irritation and possible dermatitis following.</p>										
Carboline Plasite 4301HT Part B	<table border="1"> <thead> <tr> <th data-bbox="376 1877 935 1910">TOXICITY</th> <th data-bbox="935 1877 1479 1910">IRRITATION</th> </tr> </thead> <tbody> <tr> <td data-bbox="376 1910 935 1944">Not Available</td> <td data-bbox="935 1910 1479 1944">Not Available</td> </tr> </tbody> </table>	TOXICITY	IRRITATION	Not Available	Not Available						
TOXICITY	IRRITATION										
Not Available	Not Available										
methyl ethyl ketone peroxide	<table border="1"> <thead> <tr> <th data-bbox="376 1966 935 2000">TOXICITY</th> <th data-bbox="935 1966 1479 2000">IRRITATION</th> </tr> </thead> <tbody> <tr> <td data-bbox="376 2000 935 2033">Inhalation (rat) LC50: 3.6 mg/l/4h<sup>[2]</sup></td> <td data-bbox="935 2000 1479 2033">Eye: adverse effect observed (irritating)<sup>[1]</sup></td> </tr> <tr> <td data-bbox="376 2033 935 2067">Oral (rat) LD50: 470 mg/kg<sup>[2]</sup></td> <td data-bbox="935 2033 1479 2067">Eyes (rabbit) 3 mg Irritant</td> </tr> <tr> <td data-bbox="376 2067 935 2101"></td> <td data-bbox="935 2067 1479 2101">Skin (rabbit) 500mg Irritant</td> </tr> <tr> <td data-bbox="376 2101 935 2134"></td> <td data-bbox="935 2101 1479 2134">Skin: adverse effect observed (corrosive)<sup>[1]</sup></td> </tr> </tbody> </table>	TOXICITY	IRRITATION	Inhalation (rat) LC50: 3.6 mg/l/4h <sup>[2]</sup>	Eye: adverse effect observed (irritating) <sup>[1]</sup>	Oral (rat) LD50: 470 mg/kg <sup>[2]</sup>	Eyes (rabbit) 3 mg Irritant		Skin (rabbit) 500mg Irritant		Skin: adverse effect observed (corrosive) <sup>[1]</sup>
TOXICITY	IRRITATION										
Inhalation (rat) LC50: 3.6 mg/l/4h <sup>[2]</sup>	Eye: adverse effect observed (irritating) <sup>[1]</sup>										
Oral (rat) LD50: 470 mg/kg <sup>[2]</sup>	Eyes (rabbit) 3 mg Irritant										
	Skin (rabbit) 500mg Irritant										
	Skin: adverse effect observed (corrosive) <sup>[1]</sup>										



## Carboline Plasite 4301HT Part B

**Legend:** 1. Value obtained from Europe ECHA Registered Substances - Acute toxicity 2.\* Value obtained from manufacturer's SDS. Unless otherwise specified data extracted from RTECS - Register of Toxic Effect of chemical Substances

<b>Carboline Plasite 4301HT Part B</b>	Laboratory (in vitro) and animal studies show, exposure to the material may result in a possible risk of irreversible effects, with the possibility of producing mutation. Asthma-like symptoms may continue for months or even years after exposure to the material ends. This may be due to a non-allergic condition known as reactive airways dysfunction syndrome (RADS) which can occur after exposure to high levels of highly irritating compound. Main criteria for diagnosing RADS include the absence of previous airways disease in a non-atopic individual, with sudden onset of persistent asthma-like symptoms within minutes to hours of a documented exposure to the irritant. Other criteria for diagnosis of RADS include a reversible airflow pattern on lung function tests, moderate to severe bronchial hyperreactivity on methacholine challenge testing, and the lack of minimal lymphocytic inflammation, without eosinophilia. RADS (or asthma) following an irritating inhalation is an infrequent disorder with rates related to the concentration of and duration of exposure to the irritating substance. On the other hand, industrial bronchitis is a disorder that occurs as a result of exposure due to high concentrations of irritating substance (often particles) and is completely reversible after exposure ceases. The disorder is characterized by difficulty breathing, cough and mucus production. The material may produce peroxisome proliferation. Peroxisomes are single, membrane limited organelles in the cytoplasm that are found in the cells of animals, plants, fungi, and protozoa.
<b>METHYL ETHYL KETONE PEROXIDE</b>	Muscle weakness, ataxia, dyspnea, respiratory tract tumours, changes in structure/ function of the oesophagus, nausea, vomiting, gastrointestinal change, lymphoma recorded. Equivocal tumourigen by RTECS criteria.
<b>Carboline Plasite 4301HT Part B &amp; METHYL ETHYL KETONE PEROXIDE</b>	The following information refers to contact allergens as a group and may not be specific to this product. Contact allergies quickly manifest themselves as contact eczema, more rarely as urticaria or Quincke's oedema. The pathogenesis of contact eczema involves a cell-mediated (T lymphocytes) immune reaction of the delayed type. Other allergic skin reactions, e.g. contact urticaria, involve antibody-mediated immune reactions. The significance of the contact allergen is not simply determined by its sensitisation potential: the distribution of the substance and the opportunities for contact with it are equally important. A weakly sensitising substance which is widely distributed can be a more important allergen than one with stronger sensitising potential with which few individuals come into contact. From a clinical point of view, substances are noteworthy if they produce an allergic test reaction in more than 1% of the persons tested.

<b>Acute Toxicity</b>	✓	<b>Carcinogenicity</b>	✗
<b>Skin Irritation/Corrosion</b>	✓	<b>Reproductivity</b>	✗
<b>Serious Eye Damage/Irritation</b>	✓	<b>STOT - Single Exposure</b>	✓
<b>Respiratory or Skin sensitisation</b>	✓	<b>STOT - Repeated Exposure</b>	✗
<b>Mutagenicity</b>	✓	<b>Aspiration Hazard</b>	✓

**Legend:** ✗ – Data either not available or does not fill the criteria for classification  
✓ – Data available to make classification

## SECTION 12 ECOLOGICAL INFORMATION

## Toxicity

<b>Carboline Plasite 4301HT Part B</b>	ENDPOINT	TEST DURATION (HR)	SPECIES	VALUE	SOURCE
	Not Available	Not Available	Not Available	Not Available	Not Available

<b>methyl ethyl ketone peroxide</b>	ENDPOINT	TEST DURATION (HR)	SPECIES	VALUE	SOURCE
	LC50	96	Fish	0.136mg/L	3
	EC50	48	Crustacea	39mg/L	2
	EC50	72	Algae or other aquatic plants	3.2mg/L	2
	EC10	72	Algae or other aquatic plants	1.7mg/L	2
	NOEC	72	Algae or other aquatic plants	2.1mg/L	2

**Legend:** Extracted from 1. IUCLID Toxicity Data 2. Europe ECHA Registered Substances - Ecotoxicological Information - Aquatic Toxicity 3. EPIWIN Suite V3.12 (QSAR) - Aquatic Toxicity Data (Estimated) 4. US EPA, Ecotox database - Aquatic Toxicity Data 5. ECETOC Aquatic Hazard Assessment Data 6. NITE (Japan) - Bioconcentration Data 7. METI (Japan) - Bioconcentration Data 8. Vendor Data

On the basis of available evidence concerning either toxicity, persistence, potential to accumulate and or observed environmental fate and behaviour, the material may present a danger, immediate or long-term and /or delayed, to the structure and/ or functioning of natural ecosystems.

Harmful to aquatic organisms, may cause long-term adverse effects in the aquatic environment.

Do NOT allow product to come in contact with surface waters or to intertidal areas below the mean high water mark. Do not contaminate water when cleaning equipment or disposing of equipment wash-waters.

Wastes resulting from use of the product must be disposed of on site or at approved waste sites.

Methyl ethyl ketone (MEKP):

**Environmental fate:**

Readily biodegradable in a closed bottle system

**Ecotoxicity:**

Fish LC50 (96 h): guppy 44.2 mg/l

Alga EC50 (96 h): 4.27 mg/l

Activated sludge EC50: 16 mg/l

For Phthalate Esters:

Terrestrial Fate: Phthalate esters have been observed to broken down by a wide range of bacteria. Biodegradation is, therefore, expected to be the dominant fate in surface soils and sediments.

Little information is available on the fate of phthalate esters in soil, even though the primary point of entry, (landfills). The migration of phthalate esters out of plastics is slow. The formation of soluble complexes may increase their mobility. Phthalate esters may also be subject to biological breakdown, however; measured degradation rates are highly variable. The substances are expected to have half-lives of < 1 week to several months, in soil.

Atmospheric Fate: The primary fate of these substances in the air is attack hydroxyl radicals, with a half-life of <1 day, however, they are not expected to partition to the air. These substances are expected to react with atmospheric ozone. Phthalate esters are expected to exist in the vapor form and adsorb to airborne particulates. Physical removal by particulate settling/washout in precipitation will also occur. Phthalate esters are not expected to be broken down directly by sunlight.

Aquatic Fate: These substances are expected to have a half-life of < 1 day to 2 weeks, in surface/marine water. The two transport mechanisms that appear to be most important for the phthalates in the aquatic environment are adsorption onto suspended solids/particulate matter, and complexation with natural organic substances, such as fulvic acid, to form

## Carboline Plasite 4301HT Part B

water-soluble complexes/emulsions. Breakdown by sunlight, oxidation, and breakdown by water are too slow to be environmentally significant. Evaporation of the substance from water is not expected to occur. Half-lives, in pH neutral waters range from 3.2 years, (for dimethyl phthalate), to 2,000 years, (for di(2-ethylhexyl) phthalate). The oceans may be considered the ultimate natural reservoir, (sink), for phthalate esters introduced into unimpeded rivers.

Ecotoxicity: These substances are not expected to accumulate/concentrate in aquatic species and are readily metabolized by fish and microbiota. Phthalate esters have been found in open ocean environments, in deep sea jelly fish, Atlantic herring, and mackerel. Phthalic ester plasticizers are recognized as general contaminants of almost every soil and water ecosystem. In general, they have low acute toxicity but, there is substantial evidence that they are cancer causing. Other subtle chronic effects have also been reported. Some phthalates, (notably di-2-ethylhexyl phthalate and dibutyl phthalate), may be detrimental to the reproduction of Daphnia magna water fleas, zebra fish and guppies. Phthalates form suspensions in water which may cause adverse effects, through physical contact, with Daphnia water fleas, at very low concentrations. These substances are considered to have the potential to harm aquatic organisms at relatively low concentrations.

For hydrogen peroxide: log Kow: -1.36:

Environmental Fate: Hydrogen peroxide is a naturally occurring substance (typical background concentrations < 1 - 30 g/l), which is produced by almost all cells in their metabolism, with the exception of anaerobic bacteria. Hydrogen peroxide is a reactive substance in the presence of other substances, elements, radiation, materials and can be degraded by micro-organisms or higher organisms. Air - Hydrogen peroxide is degraded by light and thus may be removed from the atmosphere by photolysis giving rise to hydroxyl radicals, by reaction with hydroxyl radicals, or by heterogenous loss processes such as rain-out. Significantly higher hydrogen peroxide concentrations are found in polluted atmospheres as compared with clean air, presumably due to oxidation of reactive hydrocarbons as a result of exposure to light. Soil - No information was found regarding the transformation or persistence of hydrogen peroxide in soil, however, solutions of hydrogen peroxide gradually deteriorate. Water - Hydrogen peroxide is a naturally occurring substance. Surface water concentrations of hydrogen peroxide have been found to vary between 51-231 mg/L, increasing both with exposure to sunlight and the presence of dissolved organic matter. Hydrogen peroxide degrades by various mechanisms, including chemical reduction and enzymatic decomposition by algae, zooplankton, and bacteria. However microorganisms, especially bacteria, account for the majority of degradation. The rate of decomposition in natural water varies from a few minutes to more than a week, depending on numerous chemical, biological, and physical factors. Hydrogen peroxide is rapidly degraded in a biological waste water treatment plant. Hydrogen peroxide adsorbs poorly to sediment particles and is rapidly degraded, thus accumulation in the sediment is also not expected. Hydrogen peroxide (log Kow < -1) is an inorganic substance and therefore shows little potential to bioaccumulate.

Ecotoxicity: Fish LC50 (96 h): catfish 37.4 mg/l/Fish LC50 (24 h): mackerel 89 mg/l; chameleon gobi 155 mg/l/Zebra mussel LC50 (28 h) 30 mg/l; (228 h): 12 mg/l

Ecotoxicity data show that microorganisms (i.e., bacteria, algae) and zooplankton present in aquatic ecosystems are generally less tolerant of hydrogen peroxide exposure than fish or other vertebrates. Effects of short-term exposures on sensitive bacteria and invertebrates (e.g., Daphnia pulex) have been observed at concentrations in the low mg/L (ppm) range, while effects on sensitive algae have been reported at levels less than 1.0 mg/L. Algae are the most sensitive species for hydrogen peroxide. The algal EC50 of hydrogen peroxide was 1.6-5 mg/l, while the NOEC was 0.1 mg/l. In a 21-d continuous exposure study on Daphnia magna, the chronic no observable effect concentration (NOEC) for reproduction was 0.63 mg/L and the NOEC for mortality was 1.25 mg/L. In chronic toxicity studies with invertebrates (zebra mussels) and hydrogen peroxide shows an NOEC of 2 mg/l. The PNEC of hydrogen peroxide is equal to 10 ug/l. Risk mitigation is needed to ensure that use of hydrogen peroxide will not adversely impact aquatic life. An acute water quality criterion or "benchmark" has been determined. For hydrogen peroxide, the acute benchmark is 0.7 mg/L. This value was calculated using the extensive toxicity database for hydrogen peroxide and procedures in U.S. Environmental Protection Agency guidance for deriving numerical national water quality criteria. The use of hydrogen peroxide in intensive aquaculture in finfish (at up to 100 mg/L for 60 minutes) and finfish eggs (at up to 1,000 mg/L for 15 minutes) is not expected to have a significant impact on the environment.

**DO NOT discharge into sewer or waterways.**

#### Persistence and degradability

Ingredient	Persistence: Water/Soil	Persistence: Air
methyl ethyl ketone peroxide	LOW (Half-life = 56 days)	LOW (Half-life = 0.38 days)

#### Bioaccumulative potential

Ingredient	Bioaccumulation
methyl ethyl ketone peroxide	LOW (LogKOW = -0.5762)

#### Mobility in soil

Ingredient	Mobility
methyl ethyl ketone peroxide	LOW (KOC = 10.58)

## SECTION 13 DISPOSAL CONSIDERATIONS

#### Waste treatment methods

<b>Product / Packaging disposal</b>	<ul style="list-style-type: none"> <li>▶ Containers may still present a chemical hazard/ danger when empty.</li> <li>▶ Return to supplier for reuse/ recycling if possible.</li> </ul> <p>Otherwise:</p> <ul style="list-style-type: none"> <li>▶ If container can not be cleaned sufficiently well to ensure that residuals do not remain or if the container cannot be used to store the same product, then puncture containers, to prevent re-use, and bury at an authorised landfill.</li> <li>▶ Where possible retain label warnings and SDS and observe all notices pertaining to the product.</li> <li>▶ <b>DO NOT allow wash water from cleaning or process equipment to enter drains.</b></li> <li>▶ It may be necessary to collect all wash water for treatment before disposal.</li> <li>▶ In all cases disposal to sewer may be subject to local laws and regulations and these should be considered first.</li> <li>▶ Where in doubt contact the responsible authority.</li> <li>▶ Explosives which are surplus, deteriorated or considered unsafe for transport, storage or use shall be destroyed and the statutory authorities shall be notified.</li> <li>▶ Explosives must not be thrown away, buried, discarded or placed with garbage.</li> <li>▶ This material may be disposed of by burning or detonation but the operation must be performed under the control of a person competent in the destruction of explosives.</li> </ul> <p>Disposal by detonation:</p> <ul style="list-style-type: none"> <li>▶ The explosives to be destroyed must be placed in direct contact with fresh priming charge in a hole which is at least 0.6 metre deep and then adequately stemmed.</li> <li>▶ No detonators shall be inserted into defective explosives.</li> <li>▶ Personnel must be evacuated to a safe distance prior to initiation/firing of the charge.</li> </ul> <p>Disposal by burning:</p> <ul style="list-style-type: none"> <li>▶ Make a sawdust bed or trail adequate for the quantity of explosives to be burned, approximately 400 mm wide and 40 mm deep, upon which the explosive will be laid.</li> <li>▶ If sawdust is not available, newspaper may be used.</li> <li>▶ Normal precautions shall be taken to avoid the spread of fire.</li> <li>▶ Individual trails should not be closer together than 600 mm and should contain not more than 12 kg of explosive.</li> <li>▶ Trails should be side by side, NOT in-line, and not more than four should be set up at one time.</li> <li>▶ Remove any explosive that is not to be burnt to a distance of at least 300 metre.</li> <li>▶ Sufficient diesel oil (never petrol or other highly flammable liquid) should be used to thoroughly wet the sawdust (or paper) at least 4 litre per</li> </ul>
-------------------------------------	--

## Carboline Plasite 4301HT Part B

	<p>trail is recommended.</p> <ul style="list-style-type: none"> <li>▶ Light the trail from a long, rolled paper wick which should be placed downwind and in contact with the end 1m of trail that is not covered with explosive. The wind should blow so that the flame from the wick (and later from the burning explosive) will blow away from the unburned explosive as detonation is more likely to occur if the explosive is preheated by the flame.</li> <li>▶ If plastic igniter cord (slow) is available, its use for lighting is recommended instead of paper. One end should be coiled into the sawdust or under the paper and the other end lit from a minimum distance of 7m from the trail.</li> <li>▶ Retire at least 300m or to a safe place.</li> <li>▶ <b>DO NOT return to the site for at least 30 minutes after the burning has apparently finished.</b></li> <li>▶ If the fire goes out do not approach for at least 15 minutes after all trace of fire has gone.</li> <li>▶ <b>DO NOT add more diesel oil unless certain that the flame is completely extinguished.</b></li> </ul> <p>[DYNO]</p> <p>For small quantities of oxidising agent:</p> <ul style="list-style-type: none"> <li>▶ Cautiously acidify a 3% solution to pH 2 with sulfuric acid.</li> <li>▶ Gradually add a 50% excess of sodium bisulfite solution with stirring.</li> <li>▶ Add a further 10% sodium bisulfite.</li> <li>▶ If no further reaction occurs (as indicated by a rise in temperature) cautiously add more acid.</li> </ul>
--	--

## SECTION 14 TRANSPORT INFORMATION

## Labels Required

	
Marine Pollutant	NO
HAZCHEM	2WE

## Land transport (ADG)

UN number	3105				
UN proper shipping name	ORGANIC PEROXIDE TYPE D, LIQUID				
Transport hazard class(es)	<table border="0" style="width: 100%;"> <tr> <td style="width: 50%;">Class</td> <td style="border-left: 1px dashed black;">5.2</td> </tr> <tr> <td>Subrisk</td> <td style="border-left: 1px dashed black;">Not Applicable</td> </tr> </table>	Class	5.2	Subrisk	Not Applicable
Class	5.2				
Subrisk	Not Applicable				
Packing group	Not Applicable				
Environmental hazard	Not Applicable				
Special precautions for user	<table border="0" style="width: 100%;"> <tr> <td style="width: 50%;">Special provisions</td> <td style="border-left: 1px dashed black;">122 274 323</td> </tr> <tr> <td>Limited quantity</td> <td style="border-left: 1px dashed black;">125 ml</td> </tr> </table>	Special provisions	122 274 323	Limited quantity	125 ml
Special provisions	122 274 323				
Limited quantity	125 ml				

## Air transport (ICAO-IATA / DGR)

UN number	3105														
UN proper shipping name	Organic peroxide type D, liquid *														
Transport hazard class(es)	<table border="0" style="width: 100%;"> <tr> <td style="width: 50%;">ICAO/IATA Class</td> <td style="border-left: 1px dashed black;">5.2</td> </tr> <tr> <td>ICAO / IATA Subrisk</td> <td style="border-left: 1px dashed black;">Not Applicable</td> </tr> <tr> <td>ERG Code</td> <td style="border-left: 1px dashed black;">5L</td> </tr> </table>	ICAO/IATA Class	5.2	ICAO / IATA Subrisk	Not Applicable	ERG Code	5L								
ICAO/IATA Class	5.2														
ICAO / IATA Subrisk	Not Applicable														
ERG Code	5L														
Packing group	Not Applicable														
Environmental hazard	Not Applicable														
Special precautions for user	<table border="0" style="width: 100%;"> <tr> <td style="width: 50%;">Special provisions</td> <td style="border-left: 1px dashed black;">A20 A150 A802</td> </tr> <tr> <td>Cargo Only Packing Instructions</td> <td style="border-left: 1px dashed black;">570</td> </tr> <tr> <td>Cargo Only Maximum Qty / Pack</td> <td style="border-left: 1px dashed black;">10 L</td> </tr> <tr> <td>Passenger and Cargo Packing Instructions</td> <td style="border-left: 1px dashed black;">570</td> </tr> <tr> <td>Passenger and Cargo Maximum Qty / Pack</td> <td style="border-left: 1px dashed black;">5 L</td> </tr> <tr> <td>Passenger and Cargo Limited Quantity Packing Instructions</td> <td style="border-left: 1px dashed black;">Forbidden</td> </tr> <tr> <td>Passenger and Cargo Limited Maximum Qty / Pack</td> <td style="border-left: 1px dashed black;">Forbidden</td> </tr> </table>	Special provisions	A20 A150 A802	Cargo Only Packing Instructions	570	Cargo Only Maximum Qty / Pack	10 L	Passenger and Cargo Packing Instructions	570	Passenger and Cargo Maximum Qty / Pack	5 L	Passenger and Cargo Limited Quantity Packing Instructions	Forbidden	Passenger and Cargo Limited Maximum Qty / Pack	Forbidden
Special provisions	A20 A150 A802														
Cargo Only Packing Instructions	570														
Cargo Only Maximum Qty / Pack	10 L														
Passenger and Cargo Packing Instructions	570														
Passenger and Cargo Maximum Qty / Pack	5 L														
Passenger and Cargo Limited Quantity Packing Instructions	Forbidden														
Passenger and Cargo Limited Maximum Qty / Pack	Forbidden														

## Sea transport (IMDG-Code / GGVSee)

UN number	3105				
UN proper shipping name	ORGANIC PEROXIDE TYPE D, LIQUID				
Transport hazard class(es)	<table border="0" style="width: 100%;"> <tr> <td style="width: 50%;">IMDG Class</td> <td style="border-left: 1px dashed black;">5.2</td> </tr> <tr> <td>IMDG Subrisk</td> <td style="border-left: 1px dashed black;">Not Applicable</td> </tr> </table>	IMDG Class	5.2	IMDG Subrisk	Not Applicable
IMDG Class	5.2				
IMDG Subrisk	Not Applicable				
Packing group	Not Applicable				
Environmental hazard	Not Applicable				

## Carboline Plasite 4301HT Part B

## Special precautions for user

EMS Number	F-J , S-R
Special provisions	122 274
Limited Quantities	125 mL

## Transport in bulk according to Annex II of MARPOL and the IBC code

Not Applicable

## SECTION 15 REGULATORY INFORMATION

## Safety, health and environmental regulations / legislation specific for the substance or mixture

## METHYL ETHYL KETONE PEROXIDE IS FOUND ON THE FOLLOWING REGULATORY LISTS

Australia Hazardous Chemical Information System (HCIS) - Hazardous Chemicals

Australia Inventory of Chemical Substances (AICS)

Australia Standard for the Uniform Scheduling of Medicines and Poisons (SUSMP) - Schedule 5

## National Inventory Status

National Inventory	Status
Australia - AICS	Yes
Canada - DSL	Yes
Canada - NDSL	No (Plasticiser; methyl ethyl ketone peroxide)
China - IECSC	Yes
Europe - EINEC / ELINCS / NLP	Yes
Japan - ENCS	Yes
Korea - KECI	Yes
New Zealand - NZIoC	Yes
Philippines - PICCS	Yes
USA - TSCA	Yes
Taiwan - TCSI	Yes
Mexico - INSQ	Yes
Vietnam - NCI	Yes
Russia - ARIPS	Yes
<b>Legend:</b>	Yes = All CAS declared ingredients are on the inventory No = One or more of the CAS listed ingredients are not on the inventory and are not exempt from listing(see specific ingredients in brackets)

## SECTION 16 OTHER INFORMATION

Revision Date	08/04/2020
Initial Date	08/04/2020

## Other information

Classification of the preparation and its individual components has drawn on official and authoritative sources as well as independent review by the Chemwatch Classification committee using available literature references.

The SDS is a Hazard Communication tool and should be used to assist in the Risk Assessment. Many factors determine whether the reported Hazards are Risks in the workplace or other settings. Risks may be determined by reference to Exposures Scenarios. Scale of use, frequency of use and current or available engineering controls must be considered.

## Definitions and abbreviations

PC—TWA: Permissible Concentration-Time Weighted Average  
 PC—STEL: Permissible Concentration-Short Term Exposure Limit  
 IARC: International Agency for Research on Cancer  
 ACGIH: American Conference of Governmental Industrial Hygienists  
 STEL: Short Term Exposure Limit  
 TEEL: Temporary Emergency Exposure Limit.  
 IDLH: Immediately Dangerous to Life or Health Concentrations  
 OSF: Odour Safety Factor  
 NOAEL :No Observed Adverse Effect Level  
 LOAEL: Lowest Observed Adverse Effect Level  
 TLV: Threshold Limit Value  
 LOD: Limit Of Detection  
 OTV: Odour Threshold Value  
 BCF: BioConcentration Factors  
 BEI: Biological Exposure Index

Powered by AuthorITe, from Chemwatch.