

Carboline Carbozinc 11WB Part A

Resene Paints (Australia) Ltd

Chemwatch Hazard Alert Code: 3

Version No: 9.14

Safety Data Sheet according to Work Health and Safety Regulations (Hazardous Chemicals) 2023 and ADG requirements

Initial Date: 29/08/2017

Revision Date: 04/03/2026

Print Date: 04/03/2026

S.GHS.AUS.EN

SECTION 1 Identification of the substance / mixture and of the company / undertaking

Product Identifier

Product name	Carboline Carbozinc 11WB Part A
Synonyms	Not Available
Other means of identification	Not Available

Relevant identified uses of the substance or mixture and uses advised against

Relevant identified uses	Part A of a multi-component industrial coating
--------------------------	--

Details of the manufacturer or importer of the safety data sheet

Registered company name	Resene Paints (Australia) Ltd	Altex Coatings Ltd
Address	7 Production Avenue, Molendinar Queensland Australia	91-111 Oropi Road Tauranga 3112 New Zealand
Telephone	+61 7 55126600	+64 7 541 1221
Fax	+61 7 55126697	+64 7 541 1310
Website	www.resene.com.au	www.altexcoatings.com
Email	Not Available	neil.debenham@carboline.co.nz

Emergency telephone number

Association / Organisation	AUSTRALIAN POISONS CENTRE	NZ POISONS (24hr 7 days)	CHEMWATCH EMERGENCY RESPONSE (24/7)
Emergency telephone number(s)	131126	0800 764766	+61 1800 951 288 (ID#: 9-98838)
Other emergency telephone number(s)	Not Available	Not Available	+61 3 9573 3188


SECTION 2 Hazards identification

Classification of the substance or mixture

HAZARDOUS CHEMICAL. NON-DANGEROUS GOODS. According to the WHS Regulations and the ADG Code.

Poisons Schedule	Not Applicable
Classification [1]	Acute Toxicity (Oral) Category 4, Skin Corrosion/Irritation Category 1C, Serious Eye Damage/Eye Irritation Category 1, Specific Target Organ Toxicity - Single Exposure (Respiratory Tract Irritation) Category 3
Legend:	1. Classified by Chemwatch; 2. Classification drawn from HCIS; 3. Classification drawn from Regulation (EU) No 1272/2008 - Annex VI

Label elements

Hazard pictogram(s)	
Signal word	Danger

Hazard statement(s)

H302	Harmful if swallowed.
H314	Causes severe skin burns and eye damage.
H335	May cause respiratory irritation.

Supplementary statement(s)

Not Applicable

Precautionary statement(s) Prevention

P260	Do not breathe mist/vapours/spray.
P264	Wash all exposed external body areas thoroughly after handling.
P271	Use only outdoors or in a well-ventilated area.
P280	Wear protective gloves, protective clothing, eye protection and face protection.

Carboline Carbozinc 11WB Part A

P270	Do not eat, drink or smoke when using this product.
------	---

Precautionary statement(s) Response

P301+P330+P331	IF SWALLOWED: Rinse mouth. Do NOT induce vomiting. If more than 15 mins from Doctor, INDUCE VOMITING (if conscious).
P303+P361+P353	IF ON SKIN (or hair): Take off immediately all contaminated clothing. Rinse skin with water [or shower].
P305+P351+P338	IF IN EYES: Rinse cautiously with water for several minutes. Remove contact lenses, if present and easy to do. Continue rinsing.
P310	Immediately call a POISON CENTER/doctor/physician/first aider.
P363	Wash contaminated clothing before reuse.
P301+P312	IF SWALLOWED: Call a POISON CENTER/doctor/physician/first aider if you feel unwell.
P304+P340	IF INHALED: Remove person to fresh air and keep comfortable for breathing.

Precautionary statement(s) Storage

P405	Store locked up.
P403+P233	Store in a well-ventilated place. Keep container tightly closed.

Precautionary statement(s) Disposal

P501	Dispose of contents/container to authorised hazardous or special waste collection point in accordance with any local regulation.
------	--

No further product hazard information.

SECTION 3 Composition / information on ingredients

Substances

See section below for composition of Mixtures

Mixtures

CAS No	%[weight]	Name
1310-58-3	<=1	<u>potassium hydroxide</u>
Legend:	1. Classified by Chemwatch; 2. Classification drawn from HCIS; 3. Classification drawn from Regulation (EU) No 1272/2008 - Annex VI; 4. Classification drawn from C&L; * EU IOELVs available	

SECTION 4 First aid measures

Description of first aid measures

Eye Contact	<p>If this product comes in contact with eyes:</p> <ul style="list-style-type: none"> ▶ Wash out immediately with water. ▶ If irritation continues, seek medical attention. ▶ Removal of contact lenses after an eye injury should only be undertaken by skilled personnel.
Skin Contact	<p>If skin or hair contact occurs:</p> <ul style="list-style-type: none"> ▶ Flush skin and hair with running water (and soap if available). ▶ Seek medical attention in event of irritation.
Inhalation	<ul style="list-style-type: none"> ▶ If fumes or combustion products are inhaled remove from contaminated area. ▶ Lay patient down. Keep warm and rested. ▶ Prostheses such as false teeth, which may block airway, should be removed, where possible, prior to initiating first aid procedures. ▶ Apply artificial respiration if not breathing, preferably with a demand valve resuscitator, bag-valve mask device, or pocket mask as trained. Perform CPR if necessary. ▶ Transport to hospital, or doctor, without delay.
Ingestion	<ul style="list-style-type: none"> ▶ Immediately give a glass of water. ▶ First aid is not generally required. If in doubt, contact a Poisons Information Centre or a doctor.

Indication of any immediate medical attention and special treatment needed

Treat symptomatically.

SECTION 5 Firefighting measures

Extinguishing media

- ▶ There is no restriction on the type of extinguisher which may be used.
- ▶ Use extinguishing media suitable for surrounding area.

Special hazards arising from the substrate or mixture

Fire Incompatibility	None known.
-----------------------------	-------------

Advice for firefighters

Fire Fighting	<ul style="list-style-type: none"> ▶ Alert Fire Brigade and tell them location and nature of hazard. ▶ Wear breathing apparatus plus protective gloves in the event of a fire. ▶ Prevent, by any means available, spillage from entering drains or water courses. ▶ Use fire fighting procedures suitable for surrounding area. ▶ DO NOT approach containers suspected to be hot. ▶ Cool fire exposed containers with water spray from a protected location. ▶ If safe to do so, remove containers from path of fire. ▶ Equipment should be thoroughly decontaminated after use.
Fire/Explosion Hazard	<ul style="list-style-type: none"> ▶ Non combustible. ▶ Not considered a significant fire risk, however containers may burn. <p>May emit corrosive fumes.</p>

Continued...

Carboline Carbozinc 11WB Part A

HAZCHEM Not Applicable

SECTION 6 Accidental release measures

Personal precautions, protective equipment and emergency procedures

See section 8

Environmental precautions

See section 12

Methods and material for containment and cleaning up

Minor Spills	<ul style="list-style-type: none"> ▶ Clean up all spills immediately. ▶ Avoid breathing vapours and contact with skin and eyes. ▶ Control personal contact with the substance, by using protective equipment. ▶ Contain and absorb spill with sand, earth, inert material or vermiculite. ▶ Wipe up. ▶ Place in a suitable, labelled container for waste disposal.
Major Spills	<p>Moderate hazard.</p> <ul style="list-style-type: none"> ▶ Clear area of personnel and move upwind. ▶ Alert Fire Brigade and tell them location and nature of hazard. ▶ Wear breathing apparatus plus protective gloves. ▶ Prevent, by any means available, spillage from entering drains or water course. ▶ Stop leak if safe to do so. ▶ Contain spill with sand, earth or vermiculite. ▶ Collect recoverable product into labelled containers for recycling. ▶ Neutralise/decontaminate residue (see Section 13 for specific agent). ▶ Collect solid residues and seal in labelled drums for disposal. ▶ Wash area and prevent runoff into drains. ▶ After clean up operations, decontaminate and launder all protective clothing and equipment before storing and re-using. ▶ If contamination of drains or waterways occurs, advise emergency services.

Personal Protective Equipment advice is contained in Section 8 of the SDS.

SECTION 7 Handling and storage

Precautions for safe handling

Safe handling	<ul style="list-style-type: none"> ▶ Avoid skin contact, including inhalation. ▶ Wear protective clothing when risk of exposure occurs. ▶ Use in a well-ventilated area. ▶ Avoid contact with moisture. ▶ Avoid contact with incompatible materials. ▶ When handling, DO NOT eat, drink or smoke. ▶ Keep containers securely sealed when not in use. ▶ Avoid physical damage to containers. ▶ Always wash hands with soap and water after handling. ▶ Work clothes should be laundered separately. Launder contaminated clothing before re-use. ▶ Use good occupational work practice. ▶ Observe manufacturer's storage and handling recommendations contained within this SDS. ▶ Atmosphere should be regularly checked against established exposure standards to ensure safe working conditions are maintained.
Other information	

Conditions for safe storage, including any incompatibilities

Suitable container	<ul style="list-style-type: none"> ▶ Polyethylene or polypropylene container. ▶ Packing as recommended by manufacturer. ▶ Check all containers are clearly labelled and free from leaks.
Storage incompatibility	None known



X — Must not be stored together

O — May be stored together with specific preventions

+ — May be stored together

Note: Depending on other risk factors, compatibility assessment based on the table above may not be relevant to storage situations, particularly where large volumes of dangerous goods are stored and handled. Reference should be made to the Safety Data Sheets for each substance or article and risks assessed accordingly.

SECTION 8 Exposure controls / personal protection

Control parameters

Occupational Exposure Limits (OEL)

INGREDIENT DATA


Source	Ingredient	Material name	TWA	STEL	Peak	Notes
Australia Exposure Standards	potassium hydroxide	Potassium hydroxide	Not Available	Not Available	2 mg/m3	Not Available
Australia Workplace exposure limits for airborne contaminants (WEL list) (From 1 December	potassium hydroxide	Potassium hydroxide	Not Available	Not Available	2 mg/m3	Not Available

Continued...

Carboline Carbozinc 11WB Part A

Source	Ingredient	Material name	TWA	STEL	Peak	Notes
2026) - Appendix A - Workplace Exposure Limits						

Exposure controls

<p>Appropriate engineering controls</p>	<p>Engineering controls are used to remove a hazard or place a barrier between the worker and the hazard. Well-designed engineering controls can be highly effective in protecting workers and will typically be independent of worker interactions to provide this high level of protection. The basic types of engineering controls are:</p> <p>Process controls which involve changing the way a job activity or process is done to reduce the risk.</p> <p>Enclosure and/or isolation of emission source which keeps a selected hazard 'physically' away from the worker and ventilation that strategically 'adds' and 'removes' air in the work environment. Ventilation can remove or dilute an air contaminant if designed properly. The design of a ventilation system must match the particular process and chemical or contaminant in use. Employers may need to use multiple types of controls to prevent employee overexposure.</p> <p>General exhaust is adequate under normal operating conditions. Local exhaust ventilation may be required in special circumstances. If risk of overexposure exists, wear approved respirator. Supplied-air type respirator may be required in special circumstances. Correct fit is essential to ensure adequate protection. Provide adequate ventilation in warehouses and enclosed storage areas. Air contaminants generated in the workplace possess varying 'escape' velocities which, in turn, determine the 'capture velocities' of fresh circulating air required to effectively remove the contaminant.</p> <table border="1" data-bbox="384 636 1493 880"> <thead> <tr> <th>Type of Contaminant:</th> <th>Air Speed:</th> </tr> </thead> <tbody> <tr> <td>solvent, vapours, degreasing etc., evaporating from tank (in still air).</td> <td>0.25-0.5 m/s (50-100 f/min)</td> </tr> <tr> <td>aerosols, fumes from pouring operations, intermittent container filling, low speed conveyer transfers, welding, spray drift, plating acid fumes, pickling (released at low velocity into zone of active generation)</td> <td>0.5-1 m/s (100-200 f/min.)</td> </tr> <tr> <td>direct spray, spray painting in shallow booths, drum filling, conveyer loading, crusher dusts, gas discharge (active generation into zone of rapid air motion)</td> <td>1-2.5 m/s (200-500 f/min.)</td> </tr> <tr> <td>grinding, abrasive blasting, tumbling, high speed wheel generated dusts (released at high initial velocity into zone of very high rapid air motion)</td> <td>2.5-10 m/s (500-2000 f/min.)</td> </tr> </tbody> </table> <p>Within each range the appropriate value depends on:</p> <table border="1" data-bbox="384 929 1114 1086"> <thead> <tr> <th>Lower end of the range</th> <th>Upper end of the range</th> </tr> </thead> <tbody> <tr> <td>1: Room air currents minimal or favourable to capture</td> <td>1: Disturbing room air currents</td> </tr> <tr> <td>2: Contaminants of low toxicity or of nuisance value only.</td> <td>2: Contaminants of high toxicity</td> </tr> <tr> <td>3: Intermittent, low production.</td> <td>3: High production, heavy use</td> </tr> <tr> <td>4: Large hood or large air mass in motion</td> <td>4: Small hood-local control only</td> </tr> </tbody> </table> <p>Simple theory shows that air velocity falls rapidly with distance away from the opening of a simple extraction pipe. Velocity generally decreases with the square of distance from the extraction point (in simple cases). Therefore the air speed at the extraction point should be adjusted, accordingly, after reference to distance from the contaminating source. The air velocity at the extraction fan, for example, should be a minimum of 1-2 m/s (200-400 f/min) for extraction of solvents generated in a tank 2 meters distant from the extraction point. Other mechanical considerations, producing performance deficits within the extraction apparatus, make it essential that theoretical air velocities are multiplied by factors of 10 or more when extraction systems are installed or used.</p>	Type of Contaminant:	Air Speed:	solvent, vapours, degreasing etc., evaporating from tank (in still air).	0.25-0.5 m/s (50-100 f/min)	aerosols, fumes from pouring operations, intermittent container filling, low speed conveyer transfers, welding, spray drift, plating acid fumes, pickling (released at low velocity into zone of active generation)	0.5-1 m/s (100-200 f/min.)	direct spray, spray painting in shallow booths, drum filling, conveyer loading, crusher dusts, gas discharge (active generation into zone of rapid air motion)	1-2.5 m/s (200-500 f/min.)	grinding, abrasive blasting, tumbling, high speed wheel generated dusts (released at high initial velocity into zone of very high rapid air motion)	2.5-10 m/s (500-2000 f/min.)	Lower end of the range	Upper end of the range	1: Room air currents minimal or favourable to capture	1: Disturbing room air currents	2: Contaminants of low toxicity or of nuisance value only.	2: Contaminants of high toxicity	3: Intermittent, low production.	3: High production, heavy use	4: Large hood or large air mass in motion	4: Small hood-local control only
Type of Contaminant:	Air Speed:																				
solvent, vapours, degreasing etc., evaporating from tank (in still air).	0.25-0.5 m/s (50-100 f/min)																				
aerosols, fumes from pouring operations, intermittent container filling, low speed conveyer transfers, welding, spray drift, plating acid fumes, pickling (released at low velocity into zone of active generation)	0.5-1 m/s (100-200 f/min.)																				
direct spray, spray painting in shallow booths, drum filling, conveyer loading, crusher dusts, gas discharge (active generation into zone of rapid air motion)	1-2.5 m/s (200-500 f/min.)																				
grinding, abrasive blasting, tumbling, high speed wheel generated dusts (released at high initial velocity into zone of very high rapid air motion)	2.5-10 m/s (500-2000 f/min.)																				
Lower end of the range	Upper end of the range																				
1: Room air currents minimal or favourable to capture	1: Disturbing room air currents																				
2: Contaminants of low toxicity or of nuisance value only.	2: Contaminants of high toxicity																				
3: Intermittent, low production.	3: High production, heavy use																				
4: Large hood or large air mass in motion	4: Small hood-local control only																				
<p>Individual protection measures, such as personal protective equipment</p>																					
<p>Eye and face protection</p>	<ul style="list-style-type: none"> ▶ Safety glasses with side shields. ▶ Chemical goggles. [AS/NZS 1337.1, EN166 or national equivalent] ▶ Contact lenses may pose a special hazard; soft contact lenses may absorb and concentrate irritants. A written policy document, describing the wearing of lenses or restrictions on use, should be created for each workplace or task. This should include a review of lens absorption and adsorption for the class of chemicals in use and an account of injury experience. Medical and first-aid personnel should be trained in their removal and suitable equipment should be readily available. In the event of chemical exposure, begin eye irrigation immediately and remove contact lens as soon as practicable. Lens should be removed at the first signs of eye redness or irritation - lens should be removed in a clean environment only after workers have washed hands thoroughly. [CDC NIOSH Current Intelligence Bulletin 59]. 																				
<p>Skin protection</p>	<p>See Hand protection below</p>																				
<p>Hands/feet protection</p>	<p>The selection of suitable gloves does not only depend on the material, but also on further marks of quality which vary from manufacturer to manufacturer. Where the chemical is a preparation of several substances, the resistance of the glove material can not be calculated in advance and has therefore to be checked prior to the application.</p> <p>The exact break through time for substances has to be obtained from the manufacturer of the protective gloves and has to be observed when making a final choice.</p> <p>Personal hygiene is a key element of effective hand care. Gloves must only be worn on clean hands. After using gloves, hands should be washed and dried thoroughly. Application of a non-perfumed moisturiser is recommended.</p> <p>Suitability and durability of glove type is dependent on usage. Important factors in the selection of gloves include:</p> <ul style="list-style-type: none"> - frequency and duration of contact, - chemical resistance of glove material, - glove thickness and - dexterity <p>Select gloves tested to a relevant standard (e.g. Europe EN 374, US F739, AS/NZS 2161.1 or national equivalent).</p> <ul style="list-style-type: none"> - When prolonged or frequently repeated contact may occur, a glove with a protection class of 5 or higher (breakthrough time greater than 240 minutes according to EN 374, AS/NZS 2161.10.1 or national equivalent) is recommended. - When only brief contact is expected, a glove with a protection class of 3 or higher (breakthrough time greater than 60 minutes according to EN 374, AS/NZS 2161.10.1 or national equivalent) is recommended. - Some glove polymer types are less affected by movement and this should be taken into account when considering gloves for long-term use. - Contaminated gloves should be replaced. <p>As defined in ASTM F-739-96 in any application, gloves are rated as:</p> <ul style="list-style-type: none"> - Excellent when breakthrough time > 480 min - Good when breakthrough time > 20 min - Fair when breakthrough time < 20 min - Poor when glove material degrades <p>For general applications, gloves with a thickness typically greater than 0.35 mm, are recommended.</p>																				

Carboline Carbozinc 11WB Part A

	<p>It should be emphasised that glove thickness is not necessarily a good predictor of glove resistance to a specific chemical, as the permeation efficiency of the glove will be dependent on the exact composition of the glove material. Therefore, glove selection should also be based on consideration of the task requirements and knowledge of breakthrough times.</p> <p>Glove thickness may also vary depending on the glove manufacturer, the glove type and the glove model. Therefore, the manufacturers technical data should always be taken into account to ensure selection of the most appropriate glove for the task.</p> <p>Note: Depending on the activity being conducted, gloves of varying thickness may be required for specific tasks. For example:</p> <ul style="list-style-type: none"> · Thinner gloves (down to 0.1 mm or less) may be required where a high degree of manual dexterity is needed. However, these gloves are only likely to give short duration protection and would normally be just for single use applications, then disposed of. · Thicker gloves (up to 3 mm or more) may be required where there is a mechanical (as well as a chemical) risk i.e. where there is abrasion or puncture potential <p>Gloves must only be worn on clean hands. After using gloves, hands should be washed and dried thoroughly. Application of a non-perfumed moisturiser is recommended.</p> <ul style="list-style-type: none"> ▶ Wear chemical protective gloves, e.g. PVC. ▶ Wear safety footwear or safety gumboots, e.g. Rubber
Body protection	See Other protection below
Other protection	<ul style="list-style-type: none"> ▶ Overalls. ▶ P.V.C apron. ▶ Barrier cream. ▶ Skin cleansing cream. ▶ Eye wash unit.

Recommended material(s)**GLOVE SELECTION INDEX**

Glove selection is based on a modified presentation of the:

'Forsberg Clothing Performance Index'.

The effect(s) of the following substance(s) are taken into account in the **computer-generated** selection:

Carboline Carbozinc 11WB Part A

Material	CPI
BUTYL	A
NEOPRENE	A
PVC	A
NATURAL RUBBER	C
NATURAL+NEOPRENE	C
NITRILE	C
NITRILE+PVC	C
PVA	C
VITON	C

* CPI - Chemwatch Performance Index

A: Best Selection

B: Satisfactory; may degrade after 4 hours continuous immersion

C: Poor to Dangerous Choice for other than short term immersion

NOTE: As a series of factors will influence the actual performance of the glove, a final selection must be based on detailed observation. -

* Where the glove is to be used on a short term, casual or infrequent basis, factors such as 'feel' or convenience (e.g. disposability), may dictate a choice of gloves which might otherwise be unsuitable following long-term or frequent use. A qualified practitioner should be consulted.

Ansell Glove Selection

Glove — In order of recommendation
AlphaTec 02-100
AlphaTec® 15-554
AlphaTec® Solvex® 37-185
AlphaTec® 38-612
AlphaTec® 58-008
AlphaTec® 58-530B
AlphaTec® 58-530W
AlphaTec® 58-735
AlphaTec® 79-700
AlphaTec® Solvex® 37-675

The suggested gloves for use should be confirmed with the glove supplier.

SECTION 9 Physical and chemical properties**Information on basic physical and chemical properties**

Appearance	coloured liquid		
Physical state	Liquid	Relative density (Water = 1)	1.26
Odour	Not Available	Partition coefficient n-octanol / water	Not Available
Odour threshold	Not Available	Auto-ignition temperature (°C)	Not Available
pH (as supplied)	Not Available	Decomposition temperature (°C)	Not Available
Melting point / freezing point (°C)	0	Viscosity (cSt)	Not Available

Continued...

Carboline Carbozinc 11WB Part A

Initial boiling point and boiling range (°C)	100	Molecular weight (g/mol)	Not Available
Flash point (°C)	Not Applicable	Taste	Not Available
Evaporation rate	> 1 Ether = 1	Explosive properties	Not Available
Flammability	Not Applicable	Oxidising properties	Not Available
Upper Explosive Limit (%)	Not Available	Surface Tension (dyn/cm or mN/m)	Not Available
Lower Explosive Limit (%)	Not Available	Volatile Component (%vol)	64
Vapour pressure (kPa)	Not Available	Gas group	Not Available
Solubility in water	Miscible	pH as a solution (1%)	Not Available
Vapour density (Air = 1)	>1	VOC g/L	0.00
Heat of Combustion (kJ/g)	Not Available	Ignition Distance (cm)	Not Available
Flame Height (cm)	Not Available	Flame Duration (s)	Not Available
Enclosed Space Ignition Time Equivalent (s/m3)	Not Available	Enclosed Space Ignition Deflagration Density (g/m3)	Not Available

SECTION 10 Stability and reactivity

Reactivity	See section 7
Chemical stability	<ul style="list-style-type: none"> ▶ Unstable in the presence of incompatible materials. ▶ Product is considered stable. ▶ Hazardous polymerisation will not occur.
Possibility of hazardous reactions	See section 7
Conditions to avoid	See section 7
Incompatible materials	See section 7
Hazardous decomposition products	See section 5

SECTION 11 Toxicological information

Information on toxicological effects

a) Acute Toxicity	There is sufficient evidence to classify this material as acutely toxic.
b) Skin Irritation/Corrosion	There is sufficient evidence to classify this material as skin corrosive or irritating.
c) Serious Eye Damage/Irritation	There is sufficient evidence to classify this material as eye damaging or irritating
d) Respiratory or Skin sensitisation	Based on available data, the classification criteria are not met.
e) Mutagenicity	Based on available data, the classification criteria are not met.
f) Carcinogenicity	Based on available data, the classification criteria are not met.
g) Reproductivity	Based on available data, the classification criteria are not met.
h) STOT - Single Exposure	There is sufficient evidence to classify this material as toxic to specific organs through single exposure
i) STOT - Repeated Exposure	Based on available data, the classification criteria are not met.
j) Aspiration Hazard	Based on available data, the classification criteria are not met.

Inhaled	The material can cause respiratory irritation in some persons. The body's response to such irritation can cause further lung damage. The material has NOT been classified by EC Directives or other classification systems as 'harmful by inhalation'. This is because of the lack of corroborating animal or human evidence.
Ingestion	The material has NOT been classified by EC Directives or other classification systems as 'harmful by ingestion'. This is because of the lack of corroborating animal or human evidence.
Skin Contact	The material is not thought to produce adverse health effects or skin irritation following contact (as classified by EC Directives using animal models). Nevertheless, good hygiene practice requires that exposure be kept to a minimum and that suitable gloves be used in an occupational setting.
Eye	Although the liquid is not thought to be an irritant (as classified by EC Directives), direct contact with the eye may produce transient discomfort characterised by tearing or conjunctival redness (as with windburn).
Chronic	Studies show that inhaling this substance for over a long period (e.g. in an occupational setting) may increase the risk of cancer. Long-term exposure to respiratory irritants may result in airways disease, involving difficulty breathing and related whole-body problems. Substance accumulation, in the human body, may occur and may cause some concern following repeated or long-term occupational exposure.

Carboline Carbozinc 11WB Part A	TOXICITY	IRRITATION
	Not Available	Not Available

Carboline Carbozinc 11WB Part A

potassium hydroxide	TOXICITY	IRRITATION
	Oral (Rat) LD50: 273 mg/kg ^[2]	Eye (Rodent - rabbit): 1mg/24H - Moderate
		Eye: adverse effect observed (irritating) ^[1]
		Skin (Human): 50mg/24H - Severe
		Skin (Rodent - guinea pig): 50mg/24H - Severe
		Skin (Rodent - rabbit): 50mg/24H - Severe
	Skin: adverse effect observed (corrosive) ^[1]	

Legend: 1. Value obtained from Europe ECHA Registered Substances - Acute toxicity 2. Value obtained from manufacturer's SDS. Unless otherwise specified data extracted from RTECS - Register of Toxic Effect of chemical Substances

Carboline Carbozinc 11WB Part A	Laboratory (in vitro) and animal studies show, exposure to the material may result in a possible risk of irreversible effects, with the possibility of producing mutation.
--	--

Acute Toxicity	✓	Carcinogenicity	✗
Skin Irritation/Corrosion	✓	Reproductivity	✗
Serious Eye Damage/Irritation	✓	STOT - Single Exposure	✓
Respiratory or Skin sensitisation	✗	STOT - Repeated Exposure	✗
Mutagenicity	✗	Aspiration Hazard	✗

Legend: ✗ – Data either not available or does not fill the criteria for classification
 ✓ – Data available to make classification

SECTION 12 Ecological information

Toxicity

Carboline Carbozinc 11WB Part A	Endpoint	Test Duration (hr)	Species	Value	Source
	Not Available	Not Available	Not Available	Not Available	Not Available

potassium hydroxide	Endpoint	Test Duration (hr)	Species	Value	Source
	NOEC(ECx)	24h	Fish	28mg/l	2
	LC50	96h	Fish	80mg/l	2

Legend: Extracted from 1. IUCLID Toxicity Data 2. Europe ECHA Registered Substances - Ecotoxicological Information - Aquatic Toxicity 3. US EPA, Ecotox database - Aquatic Toxicity Data 4. ECETOC Aquatic Hazard Assessment Data 5. NITE (Japan) - Bioconcentration Data 6. METI (Japan) - Bioconcentration Data 7. Vendor Data

Persistence and degradability

Ingredient	Persistence: Water/Soil	Persistence: Air
	No Data available for all ingredients	No Data available for all ingredients

Bioaccumulative potential

Ingredient	Bioaccumulation
	No Data available for all ingredients

Mobility in soil

Ingredient	Mobility
	No Data available for all ingredients

SECTION 13 Disposal considerations

Waste treatment methods

Product / Packaging disposal	<ul style="list-style-type: none"> ▶ Containers may still present a chemical hazard/ danger when empty. ▶ Return to supplier for reuse/ recycling if possible. <p>Otherwise:</p> <ul style="list-style-type: none"> ▶ If container can not be cleaned sufficiently well to ensure that residuals do not remain or if the container cannot be used to store the same product, then puncture containers, to prevent re-use, and bury at an authorised landfill. ▶ Where possible retain label warnings and SDS and observe all notices pertaining to the product. <p>Legislation addressing waste disposal requirements may differ by country, state and/ or territory. Each user must refer to laws operating in their area. In some areas, certain wastes must be tracked.</p> <p>A Hierarchy of Controls seems to be common - the user should investigate:</p> <ul style="list-style-type: none"> ▶ Reduction ▶ Reuse ▶ Recycling ▶ Disposal (if all else fails)
-------------------------------------	---

Continued...

Carboline Carbozinc 11WB Part A

This material may be recycled if unused, or if it has not been contaminated so as to make it unsuitable for its intended use. If it has been contaminated, it may be possible to reclaim the product by filtration, distillation or some other means. Shelf life considerations should also be applied in making decisions of this type. Note that properties of a material may change in use, and recycling or reuse may not always be appropriate.

- ▶ **DO NOT allow wash water from cleaning or process equipment to enter drains.**
- ▶ It may be necessary to collect all wash water for treatment before disposal.
- ▶ In all cases disposal to sewer may be subject to local laws and regulations and these should be considered first.
- ▶ Where in doubt contact the responsible authority.
- ▶ Recycle wherever possible.
- ▶ Consult manufacturer for recycling options or consult local or regional waste management authority for disposal if no suitable treatment or disposal facility can be identified.
- ▶ Dispose of by: burial in a land-fill specifically licensed to accept chemical and / or pharmaceutical wastes or incineration in a licensed apparatus (after admixture with suitable combustible material).
- ▶ Decontaminate empty containers. Observe all label safeguards until containers are cleaned and destroyed.

SECTION 14 Transport information

Labels Required

Marine Pollutant	NO
HAZCHEM	Not Applicable

Land transport (ADG): NOT REGULATED FOR TRANSPORT OF DANGEROUS GOODS

Air transport (ICAO-IATA / DGR): NOT REGULATED FOR TRANSPORT OF DANGEROUS GOODS

Sea transport (IMDG-Code / GGVSee): NOT REGULATED FOR TRANSPORT OF DANGEROUS GOODS

14.7. Maritime transport in bulk according to IMO instruments

14.7.1. Transport in bulk according to Annex II of MARPOL and the IBC code

Not Applicable

14.7.2. Transport in bulk in accordance with MARPOL Annex V and the IMSBC Code

Product name	Group
potassium hydroxide	Not Applicable

14.7.3. Transport in bulk in accordance with the IGC Code

Product name	Ship Type
potassium hydroxide	Not Applicable

SECTION 15 Regulatory information

Safety, health and environmental regulations / legislation specific for the substance or mixture

potassium hydroxide is found on the following regulatory lists

Australia Hazardous Chemical Information System (HCIS) - Hazardous Chemicals

Australia Standard for the Uniform Scheduling of Medicines and Poisons (SUSMP) - Schedule 10 / Appendix C

Australia Standard for the Uniform Scheduling of Medicines and Poisons (SUSMP) - Schedule 5

Australia Standard for the Uniform Scheduling of Medicines and Poisons (SUSMP) - Schedule 6

Australian Inventory of Industrial Chemicals (AIIC)

Additional Regulatory Information

Not Applicable

National Inventory Status

National Inventory	Status
Australia - AIIC / Australia Non-Industrial Use	Yes
Canada - DSL	Yes
Canada - NDSL	No (potassium hydroxide)
China - IECSC	Yes
Europe - EINEC / ELINCS / NLP	Yes
Japan - ENCS	Yes
Korea - KECI	Yes
New Zealand - NZIoC	Yes
Philippines - PICCS	Yes
USA - TSCA	All chemical substances in this product have been designated as TSCA Inventory 'Active'
Taiwan - TCSI	Yes
Mexico - INSQ	Yes
Vietnam - NCI	Yes
Russia - FBEPH	Yes
UAE - Control List (Banned/Restricted)	No (potassium hydroxide)

Continued...

Carboline Carbozinc 11WB Part A

National Inventory Substances)	Status
Legend:	Yes = All CAS declared ingredients are on the inventory No = One or more of the CAS listed ingredients are not on the inventory. These ingredients may be exempt or will require registration.

SECTION 16 Other information

Revision Date	04/03/2026
Initial Date	29/08/2017

SDS Version Summary

Version	Date of Update	Sections Updated
8.14	04/03/2026	Hazards identification - Classification, Composition / information on ingredients - Ingredients

Other information

The SDS is a Hazard Communication tool and should be used to assist in the Risk Assessment. Many factors determine whether the reported Hazards are Risks in the workplace or other settings. Risks may be determined by reference to Exposures Scenarios. Scale of use, frequency of use and current or available engineering controls must be considered.

Definitions and abbreviations

- ▶ PC - TWA: Permissible Concentration-Time Weighted Average
- ▶ PC - STEL: Permissible Concentration-Short Term Exposure Limit
- ▶ IARC: International Agency for Research on Cancer
- ▶ ACGIH: American Conference of Governmental Industrial Hygienists
- ▶ STEL: Short Term Exposure Limit
- ▶ TEEL: Temporary Emergency Exposure Limit,
- ▶ IDLH: Immediately Dangerous to Life or Health Concentrations
- ▶ ES: Exposure Standard
- ▶ OSF: Odour Safety Factor
- ▶ NOAEL: No Observed Adverse Effect Level
- ▶ LOAEL: Lowest Observed Adverse Effect Level
- ▶ TLV: Threshold Limit Value
- ▶ LOD: Limit Of Detection
- ▶ OTV: Odour Threshold Value
- ▶ BCF: BioConcentration Factors
- ▶ BEI: Biological Exposure Index
- ▶ DNEL: Derived No-Effect Level
- ▶ PNEC: Predicted no-effect concentration
- ▶ MARPOL: International Convention for the Prevention of Pollution from Ships
- ▶ IMSBC: International Maritime Solid Bulk Cargoes Code
- ▶ IGC: International Gas Carrier Code
- ▶ IBC: International Bulk Chemical Code

- ▶ AIIC: Australian Inventory of Industrial Chemicals
- ▶ DSL: Domestic Substances List
- ▶ NDSL: Non-Domestic Substances List
- ▶ IECSC: Inventory of Existing Chemical Substance in China
- ▶ EINECS: European Inventory of Existing Commercial chemical Substances
- ▶ ELINCS: European List of Notified Chemical Substances
- ▶ NLP: No-Longer Polymers
- ▶ ENCS: Existing and New Chemical Substances Inventory
- ▶ KECI: Korea Existing Chemicals Inventory
- ▶ NZIoC: New Zealand Inventory of Chemicals
- ▶ PICCS: Philippine Inventory of Chemicals and Chemical Substances
- ▶ TSCA: Toxic Substances Control Act
- ▶ TCSI: Taiwan Chemical Substance Inventory
- ▶ INSQ: Inventario Nacional de Sustancias Químicas
- ▶ NCI: National Chemical Inventory
- ▶ FBEPH: Russian Register of Potentially Hazardous Chemical and Biological Substances

Powered by AuthorITe, from Chemwatch.

Zinc Filler

Resene Paints (Australia) Limited

Chemwatch Hazard Alert Code: 4

Version No: 6.11

Safety Data Sheet according to WHS Regulations (Hazardous Chemicals) Amendment 2020 and ADG requirements

Issue Date: 22/02/2023

Print Date: 22/02/2023

S.GHS.AUS.EN

SECTION 1 Identification of the substance / mixture and of the company / undertaking

Product Identifier

Product name	Zinc Filler
Synonyms	Not Available
Proper shipping name	ENVIRONMENTALLY HAZARDOUS SUBSTANCE, SOLID, N.O.S. (contains zinc powder)
Other means of identification	Not Available

Relevant identified uses of the substance or mixture and uses advised against

Relevant identified uses	Part of a multi-component industrial coating
--------------------------	--

Details of the manufacturer or supplier of the safety data sheet

Registered company name	Resene Paints (Australia) Limited	Altex Coatings Ltd
Address	7 Production Avenue, Molendinar Queensland 4214 Australia	91-111 Oropi Road Tauranga 3112 New Zealand
Telephone	+61 7 55126600	+64 7 541 1221
Fax	+61 7 55126697	+64 7 541 1310
Website	www.resene.com.au	www.altexcoatings.com
Email	Not Available	neil.debenham@carboline.co.nz

Emergency telephone number

Association / Organisation	AUSTRALIAN POISONS CENTRE	NZ POISONS (24hr 7 days)	CHEMWATCH EMERGENCY RESPONSE (24/7)
Emergency telephone numbers	131126	0800 764766	+61 1800 951 288
Other emergency telephone numbers	Not Available	Not Available	+61 3 9573 3188

Once connected and if the message is not in your preferred language then please dial 01

SECTION 2 Hazards identification

Classification of the substance or mixture

HAZARDOUS CHEMICAL. DANGEROUS GOODS. According to the WHS Regulations and the ADG Code.

Poisons Schedule	Not Applicable
Classification [1]	Hazardous to the Aquatic Environment Long-Term Hazard Category 1, Flammable Solids Category 1
Legend:	1. Classified by Chemwatch; 2. Classification drawn from HCIS; 3. Classification drawn from Regulation (EU) No 1272/2008 - Annex VI

Label elements

Hazard pictogram(s)	
Signal word	Danger

Hazard statement(s)

H410	Very toxic to aquatic life with long lasting effects.
H228	Flammable solid.

Supplementary statement(s)

Not Applicable

Precautionary statement(s) Prevention

P210	Keep away from heat, hot surfaces, sparks, open flames and other ignition sources. No smoking.
------	--

Zinc Filler

P240	Ground and bond container and receiving equipment.
P241	Use explosion-proof electrical/ventilating/lighting/intrinsically safe equipment.
P273	Avoid release to the environment.
P280	Wear protective gloves and protective clothing.

Precautionary statement(s) Response

P370+P378	In case of fire: Use alcohol resistant foam or normal protein foam to extinguish.
P391	Collect spillage.

Precautionary statement(s) Storage

Not Applicable

Precautionary statement(s) Disposal

P501	Dispose of contents/container to authorised hazardous or special waste collection point in accordance with any local regulation.
-------------	--

SECTION 3 Composition / information on ingredients

Substances

See section below for composition of Mixtures

Mixtures

CAS No	%[weight]	Name
7440-66-6	>95	<u>zinc powder</u>
1314-13-2	<=5	<u>zinc oxide</u>
Legend:	1. Classified by Chemwatch; 2. Classification drawn from HCIS; 3. Classification drawn from Regulation (EU) No 1272/2008 - Annex VI; 4. Classification drawn from C&L; * EU IOELVs available	

SECTION 4 First aid measures

Description of first aid measures

Eye Contact	<p>If this product comes in contact with eyes:</p> <ul style="list-style-type: none"> ▶ Wash out immediately with water. ▶ If irritation continues, seek medical attention. ▶ Removal of contact lenses after an eye injury should only be undertaken by skilled personnel. ▶ DO NOT attempt to remove particles attached to or embedded in eye . ▶ Lay victim down, on stretcher if available and pad BOTH eyes, make sure dressing does not press on the injured eye by placing thick pads under dressing, above and below the eye. ▶ Seek urgent medical assistance, or transport to hospital.
Skin Contact	<p>If skin contact occurs:</p> <ul style="list-style-type: none"> ▶ Immediately remove all contaminated clothing, including footwear. ▶ Flush skin and hair with running water (and soap if available). ▶ Seek medical attention in event of irritation.
Inhalation	<ul style="list-style-type: none"> ▶ If fumes, aerosols or combustion products are inhaled remove from contaminated area. ▶ Other measures are usually unnecessary.
Ingestion	<ul style="list-style-type: none"> ▶ Immediately give a glass of water. ▶ First aid is not generally required. If in doubt, contact a Poisons Information Centre or a doctor.

Indication of any immediate medical attention and special treatment needed

- ▶ Absorption of zinc compounds occurs in the small intestine.
- ▶ The metal is heavily protein bound.
- ▶ Elimination results primarily from faecal excretion.
- ▶ The usual measures for decontamination (Ipecac Syrup, lavage, charcoal or cathartics) may be administered, although patients usually have sufficient vomiting not to require them.
- ▶ CaNa2EDTA has been used successfully to normalise zinc levels and is the agent of choice.

[Ellenhorn and Barceloux: Medical Toxicology]

SECTION 5 Firefighting measures

Extinguishing media

Metal dust fires need to be smothered with sand, inert dry powders.

DO NOT USE WATER, CO2 or FOAM.

- ▶ Use DRY sand, graphite powder, dry sodium chloride based extinguishers, G-1 or Met L-X to smother fire.
- ▶ Confining or smothering material is preferable to applying water as chemical reaction may produce flammable and explosive hydrogen gas.
- ▶ Chemical reaction with CO2 may produce flammable and explosive methane.
- ▶ If impossible to extinguish, withdraw, protect surroundings and allow fire to burn itself out.
- ▶ **DO NOT** use halogenated fire extinguishing agents.

Special hazards arising from the substrate or mixture

Fire Incompatibility	▶ Reacts with acids producing flammable / explosive hydrogen (H2) gas
-----------------------------	---

Continued...

Zinc Filler

- Segregate from alcohol, water.

Advice for firefighters

Fire Fighting	<ul style="list-style-type: none"> ▸ Alert Fire Brigade and tell them location and nature of hazard. ▸ May be violently or explosively reactive. ▸ Wear full protective clothing plus breathing apparatus. ▸ Prevent, by any means available, spillage from entering drains or water course. ▸ Consider evacuation (or protect in place) ▸ DO NOT use water on fires. <p>CAUTION: If only water available, use flooding quantities of water or withdraw personnel.</p> <ul style="list-style-type: none"> ▸ DO NOT allow water to enter containers. ▸ DO NOT approach containers suspected to be hot. ▸ Cool fire exposed containers with flooding quantities of water from a protected location until well after fire is out. ▸ If safe to do so, remove undamaged containers from path of fire. ▸ If fire gets out of control withdraw personnel and warn against entry. ▸ Equipment should be thoroughly decontaminated after use. ▸ Fight fire from a protected position or use unmanned hose holders or monitor nozzles. ▸ Withdraw immediately in case of rising sound from venting safety devices or discolouration of tanks. ▸ ALWAYS stay away from tank ends.
Fire/Explosion Hazard	<ul style="list-style-type: none"> ▸ Zinc dust clouds are potentially explosive. ▸ Electric sparks may ignite the dust cloud even in atmospheres containing low oxygen (10%). ▸ In air the dust may be ignited in contact with hot surfaces or flame where temperatures exceed 600 deg C. <p>Combustion products include: metal oxides</p>
HAZCHEM	2Z

SECTION 6 Accidental release measures

Personal precautions, protective equipment and emergency procedures

See section 8

Environmental precautions

See section 12

Methods and material for containment and cleaning up

Minor Spills	<p>Environmental hazard - contain spillage.</p> <ul style="list-style-type: none"> ▸ Material from spill may be contaminated with water resulting in generation of gas which subsequently may pressure closed containers. ▸ Hold spill material in vented containers only and plan for prompt disposal ▸ Eliminate all ignition sources. ▸ Cover with DRY earth, sand or other non-combustible material. ▸ Then cover with plastic sheet to minimise spreading and to prevent exposure to rain or other sources of water. ▸ Use clean, non-sparking tools to collect absorbed material and place into loosely-covered metal or plastic containers ready for disposal. ▸ Wear gloves and safety glasses as appropriate.
Major Spills	<p>Environmental hazard - contain spillage.</p> <ul style="list-style-type: none"> · Do not use compressed air to remove metal dusts from floors, beams or equipment · Vacuum cleaners, of flame-proof design, should be used to minimise dust accumulation. · Use non-sparking handling equipment, tools and natural bristle brushes. · Provide grounding and bonding where necessary to prevent accumulation of static charges during metal dust handling and transfer operations · Cover and reseal partially empty containers. · Do not allow chips, fines or dusts to contact water, particularly in enclosed areas. <ul style="list-style-type: none"> ▸ Clear area of personnel and move upwind. ▸ Alert Fire Brigade and tell them location and nature of hazard. ▸ Eliminate all ignition sources (no smoking, flares, sparks or flames) ▸ Stop leak if safe to do so; prevent entry into waterways, drains or confined spaces. ▸ May be violently or explosively reactive. ▸ DO NOT walk through spilled material. ▸ Wear full protective clothing plus breathing apparatus. ▸ DO NOT touch damaged containers or spilled material unless wearing appropriate protective clothing. ▸ Water spray may be used to knock down vapours or divert vapour clouds; DO NOT allow water to enter container or come into contact with the material. ▸ Cover with DRY earth, sand, vermiculite or other non-combustible material. ▸ Then cover with plastic sheet to minimise spreading and to prevent exposure to rain or other sources of water. ▸ Use clean, non-sparking tools to collect absorbed material and place into loosely-covered metal or plastic containers ready for disposal. ▸ Alternately, the spill may be contained using DRY earth, sand, or vermiculite and then covered with a high boiling point mineral oil. ▸ Recover the liquid using non-sparking appliances and place in labelled, sealable container. ▸ Wash spill area with detergent and water and dike for later disposal. ▸ After clean up operations, decontaminate and launder all protective clothing and equipment before storing and re-using. ▸ If contamination of drains or waterways occurs, advise emergency services.

Personal Protective Equipment advice is contained in Section 8 of the SDS.

SECTION 7 Handling and storage

Precautions for safe handling

Safe handling	<ul style="list-style-type: none"> ▸ Avoid all personal contact, including inhalation. ▸ Wear protective clothing when risk of overexposure occurs. ▸ Use in a well-ventilated area.
----------------------	---

Continued...

Zinc Filler

	<ul style="list-style-type: none"> ▶ Avoid contact with moisture. ▶ Avoid smoking, naked lights or ignition sources. ▶ Avoid contact with incompatible materials. ▶ When handling, DO NOT eat, drink or smoke. ▶ Keep containers securely sealed when not in use. ▶ Avoid physical damage to containers. ▶ Always wash hands with soap and water after handling. ▶ Work clothes should be laundered separately and before re-use ▶ Use good occupational work practice. ▶ Observe manufacturer's storage and handling recommendations contained within this SDS. ▶ Atmosphere should be regularly checked against established exposure standards to ensure safe working conditions are maintained.
Other information	<p>KEEP DRY! Packages must be protected from water ingress.</p> <p>FOR MINOR QUANTITIES:</p> <ul style="list-style-type: none"> ▶ Store in an indoor fireproof cabinet or in a room of noncombustible construction and provide adequate portable fire-extinguishers in or near the storage area. <p>FOR PACKAGE STORAGE:</p> <ul style="list-style-type: none"> ▶ Store in original containers in approved flame-proof area. ▶ No smoking, naked lights, heat or ignition sources. ▶ DO NOT store in pits, depressions, basements or areas where vapours may be trapped. ▶ Keep containers securely sealed. ▶ Store away from incompatible materials in a cool, dry well ventilated area. ▶ Protect containers against physical damage and check regularly for leaks. ▶ Protect containers from exposure to weather and from direct sunlight unless: (a) the packages are of metal or plastic construction; (b) the packages are securely closed are not opened for any purpose while in the area where they are stored; (c) adequate precautions are taken to ensure that rain water, which might become contaminated by the dangerous goods, is collected and disposed of safely. ▶ Ensure proper stock-control measures are maintained to prevent prolonged storage of dangerous goods. ▶ Automatic fire-sprinklers MUST NOT be installed in room or space. ▶ The room or space must be located at least five metres from the boundaries of the premises and from other buildings unless separated by a wall with a fire resistance of at least four hours. ▶ Observe manufacturer's storage and handling recommendations contained within this SDS.

Conditions for safe storage, including any incompatibilities

Suitable container	<ul style="list-style-type: none"> ▶ CARE: Packing of high density product in light weight metal or plastic packages may result in container collapse with product release ▶ Heavy gauge metal packages / Heavy gauge metal drums ▶ Storage containers must be hermetically sealed; the product must be stored under an inert, dry gas. <p>For low viscosity materials and solids: Drums and jerricans must be of the non-removable head type. Where a can is to be used as an inner package, the can must have a screwed enclosure.</p>
Storage incompatibility	<ul style="list-style-type: none"> ▶ Many metals may incandesce, react violently, ignite or react explosively upon addition of concentrated nitric acid. ▶ Reacts slowly with water. ▶ CAUTION contamination with moisture will liberate explosive hydrogen gas, causing pressure build up in sealed containers. ▶ Reacts violently with caustic soda, other alkalies - generating heat, highly flammable hydrogen gas. ▶ If alkali is dry, heat generated may ignite hydrogen - if alkali is in solution may cause violent foaming ▶ Segregate from alcohol, water. <p>Metals exhibit varying degrees of activity. Reaction is reduced in the massive form (sheet, rod, or drop), compared with finely divided forms. The less active metals will not burn in air but:</p> <ul style="list-style-type: none"> ▶ can react exothermically with oxidising acids to form noxious gases. ▶ catalyse polymerisation and other reactions, particularly when finely divided ▶ react with halogenated hydrocarbons (for example, copper dissolves when heated in carbon tetrachloride), sometimes forming explosive compounds. <ul style="list-style-type: none"> ▶ Finely divided metal powders develop pyrophoricity when a critical specific surface area is exceeded; this is ascribed to high heat of oxide formation on exposure to air. ▶ Safe handling is possible in relatively low concentrations of oxygen in an inert gas. ▶ Several pyrophoric metals, stored in glass bottles have ignited when the container is broken on impact. Storage of these materials moist and in metal containers is recommended. ▶ The reaction residues from various metal syntheses (involving vacuum evaporation and co-deposition with a ligand) are often pyrophoric. Factors influencing the pyrophoricity of metals are particle size, presence of moisture, nature of the surface of the particle, heat of formation of the oxide, or nitride, mass, hydrogen content, stress, purity and presence of oxide, among others. ▶ Many metals in elemental form react exothermically with compounds having active hydrogen atoms (such as acids and water) to form flammable hydrogen gas and caustic products. ▶ Elemental metals may react with azo/diazo compounds to form explosive products. ▶ Some elemental metals form explosive products with halogenated hydrocarbons.



X — Must not be stored together

0 — May be stored together with specific preventions

+ — May be stored together

Note: Depending on other risk factors, compatibility assessment based on the table above may not be relevant to storage situations, particularly where large volumes of dangerous goods are stored and handled. Reference should be made to the Safety Data Sheets for each substance or article and risks assessed accordingly.

SECTION 8 Exposure controls / personal protection

Control parameters

Occupational Exposure Limits (OEL)

Continued...

Zinc Filler

INGREDIENT DATA

Source	Ingredient	Material name	TWA	STEL	Peak	Notes
Australia Exposure Standards	zinc oxide	Zinc oxide (fume)	5 mg/m ³	10 mg/m ³	Not Available	Not Available
Australia Exposure Standards	zinc oxide	Zinc oxide (dust)	10 mg/m ³	Not Available	Not Available	(a) This value is for inhalable dust containing no asbestos and < 1% crystalline silica.

Emergency Limits

Ingredient	TEEL-1	TEEL-2	TEEL-3
zinc powder	6 mg/m ³	21 mg/m ³	120 mg/m ³
zinc oxide	10 mg/m ³	15 mg/m ³	2,500 mg/m ³


Ingredient	Original IDLH	Revised IDLH
zinc powder	Not Available	Not Available
zinc oxide	500 mg/m ³	Not Available

Occupational Exposure Banding

Ingredient	Occupational Exposure Band Rating	Occupational Exposure Band Limit
zinc powder	E	≤ 0.01 mg/m ³

Notes: Occupational exposure banding is a process of assigning chemicals into specific categories or bands based on a chemical's potency and the adverse health outcomes associated with exposure. The output of this process is an occupational exposure band (OEB), which corresponds to a range of exposure concentrations that are expected to protect worker health.

Exposure controls

Appropriate engineering controls	<p>Engineering controls are used to remove a hazard or place a barrier between the worker and the hazard. Well-designed engineering controls can be highly effective in protecting workers and will typically be independent of worker interactions to provide this high level of protection. The basic types of engineering controls are:</p> <p>Process controls which involve changing the way a job activity or process is done to reduce the risk.</p> <p>Enclosure and/or isolation of emission source which keeps a selected hazard 'physically' away from the worker and ventilation that strategically 'adds' and 'removes' air in the work environment. Ventilation can remove or dilute an air contaminant if designed properly. The design of a ventilation system must match the particular process and chemical or contaminant in use.</p> <p>Employers may need to use multiple types of controls to prevent employee overexposure.</p> <ul style="list-style-type: none"> ▶ Employees exposed to confirmed human carcinogens should be authorized to do so by the employer, and work in a regulated area. ▶ Work should be undertaken in an isolated system such as a 'glove-box'. Employees should wash their hands and arms upon completion of the assigned task and before engaging in other activities not associated with the isolated system. ▶ Within regulated areas, the carcinogen should be stored in sealed containers, or enclosed in a closed system, including piping systems, with any sample ports or openings closed while the carcinogens are contained within. ▶ Open-vessel systems are prohibited. ▶ Each operation should be provided with continuous local exhaust ventilation so that air movement is always from ordinary work areas to the operation. ▶ Exhaust air should not be discharged to regulated areas, non-regulated areas or the external environment unless decontaminated. Clean make-up air should be introduced in sufficient volume to maintain correct operation of the local exhaust system. ▶ For maintenance and decontamination activities, authorized employees entering the area should be provided with and required to wear clean, impervious garments, including gloves, boots and continuous-air supplied hood. Prior to removing protective garments the employee should undergo decontamination and be required to shower upon removal of the garments and hood. ▶ Except for outdoor systems, regulated areas should be maintained under negative pressure (with respect to non-regulated areas). ▶ Local exhaust ventilation requires make-up air be supplied in equal volumes to replaced air. ▶ Laboratory hoods must be designed and maintained so as to draw air inward at an average linear face velocity of 0.76 m/sec with a minimum of 0.64 m/sec. Design and construction of the fume hood requires that insertion of any portion of the employees body, other than hands and arms, be disallowed.
Individual protection measures, such as personal protective equipment	
Eye and face protection	<ul style="list-style-type: none"> ▶ Safety glasses with side shields. ▶ Chemical goggles. ▶ Contact lenses may pose a special hazard; soft contact lenses may absorb and concentrate irritants. A written policy document, describing the wearing of lenses or restrictions on use, should be created for each workplace or task. This should include a review of lens absorption and adsorption for the class of chemicals in use and an account of injury experience. Medical and first-aid personnel should be trained in their removal and suitable equipment should be readily available. In the event of chemical exposure, begin eye irrigation immediately and remove contact lens as soon as practicable. Lens should be removed at the first signs of eye redness or irritation - lens should be removed in a clean environment only after workers have washed hands thoroughly. [CDC NIOSH Current Intelligence Bulletin 59], [AS/NZS 1336 or national equivalent]
Skin protection	See Hand protection below
Hands/feet protection	<ul style="list-style-type: none"> ▶ Wear chemical protective gloves, e.g. PVC. ▶ Wear safety footwear or safety gumboots, e.g. Rubber <p>The selection of suitable gloves does not only depend on the material, but also on further marks of quality which vary from manufacturer to manufacturer. Where the chemical is a preparation of several substances, the resistance of the glove material can not be calculated in advance and has therefore to be checked prior to the application.</p> <p>The exact break through time for substances has to be obtained from the manufacturer of the protective gloves and has to be observed when making a final choice.</p> <p>Personal hygiene is a key element of effective hand care. Gloves must only be worn on clean hands. After using gloves, hands should be washed and dried thoroughly. Application of a non-perfumed moisturiser is recommended.</p> <p>Suitability and durability of glove type is dependent on usage. Important factors in the selection of gloves include:</p>

Zinc Filler

	<ul style="list-style-type: none"> · frequency and duration of contact, · chemical resistance of glove material, · glove thickness and · dexterity <p>Select gloves tested to a relevant standard (e.g. Europe EN 374, US F739, AS/NZS 2161.1 or national equivalent).</p> <ul style="list-style-type: none"> · When prolonged or frequently repeated contact may occur, a glove with a protection class of 5 or higher (breakthrough time greater than 240 minutes according to EN 374, AS/NZS 2161.10.1 or national equivalent) is recommended. · When only brief contact is expected, a glove with a protection class of 3 or higher (breakthrough time greater than 60 minutes according to EN 374, AS/NZS 2161.10.1 or national equivalent) is recommended. · Some glove polymer types are less affected by movement and this should be taken into account when considering gloves for long-term use. · Contaminated gloves should be replaced. <p>As defined in ASTM F-739-96 in any application, gloves are rated as:</p> <ul style="list-style-type: none"> · Excellent when breakthrough time > 480 min · Good when breakthrough time > 20 min · Fair when breakthrough time < 20 min · Poor when glove material degrades <p>For general applications, gloves with a thickness typically greater than 0.35 mm, are recommended.</p> <p>It should be emphasised that glove thickness is not necessarily a good predictor of glove resistance to a specific chemical, as the permeation efficiency of the glove will be dependent on the exact composition of the glove material. Therefore, glove selection should also be based on consideration of the task requirements and knowledge of breakthrough times.</p> <p>Glove thickness may also vary depending on the glove manufacturer, the glove type and the glove model. Therefore, the manufacturers technical data should always be taken into account to ensure selection of the most appropriate glove for the task.</p> <p>Note: Depending on the activity being conducted, gloves of varying thickness may be required for specific tasks. For example:</p> <ul style="list-style-type: none"> · Thinner gloves (down to 0.1 mm or less) may be required where a high degree of manual dexterity is needed. However, these gloves are only likely to give short duration protection and would normally be just for single use applications, then disposed of. · Thicker gloves (up to 3 mm or more) may be required where there is a mechanical (as well as a chemical) risk i.e. where there is abrasion or puncture potential <p>Gloves must only be worn on clean hands. After using gloves, hands should be washed and dried thoroughly. Application of a non-perfumed moisturiser is recommended.</p> <ul style="list-style-type: none"> ▸ Protective gloves eg. Leather gloves or gloves with Leather facing
Body protection	See Other protection below
Other protection	<ul style="list-style-type: none"> ▸ Employees working with confirmed human carcinogens should be provided with, and be required to wear, clean, full body protective clothing (smocks, coveralls, or long-sleeved shirt and pants), shoe covers and gloves prior to entering the regulated area. [AS/NZS ISO 6529:2006 or national equivalent] ▸ Employees engaged in handling operations involving carcinogens should be provided with, and required to wear and use half-face filter-type respirators with filters for dusts, mists and fumes, or air purifying canisters or cartridges. A respirator affording higher levels of protection may be substituted. [AS/NZS 1715 or national equivalent] ▸ Emergency deluge showers and eyewash fountains, supplied with potable water, should be located near, within sight of, and on the same level with locations where direct exposure is likely. ▸ Prior to each exit from an area containing confirmed human carcinogens, employees should be required to remove and leave protective clothing and equipment at the point of exit and at the last exit of the day, to place used clothing and equipment in impervious containers at the point of exit for purposes of decontamination or disposal. The contents of such impervious containers must be identified with suitable labels. For maintenance and decontamination activities, authorized employees entering the area should be provided with and required to wear clean, impervious garments, including gloves, boots and continuous-air supplied hood. ▸ Prior to removing protective garments the employee should undergo decontamination and be required to shower upon removal of the garments and hood. ▸ Some plastic personal protective equipment (PPE) (e.g. gloves, aprons, overshoes) are not recommended as they may produce static electricity. ▸ For large scale or continuous use wear tight-weave non-static clothing (no metallic fasteners, cuffs or pockets). ▸ Non sparking safety or conductive footwear should be considered. Conductive footwear describes a boot or shoe with a sole made from a conductive compound chemically bound to the bottom components, for permanent control to electrically ground the foot an shall dissipate static electricity from the body to reduce the possibility of ignition of volatile compounds. Electrical resistance must range between 0 to 500,000 ohms. Conductive shoes should be stored in lockers close to the room in which they are worn. Personnel who have been issued conductive footwear should not wear them from their place of work to their homes and return.

Respiratory protection

Type -P Filter of sufficient capacity. (AS/NZS 1716 & 1715, EN 143:2000 & 149:2001, ANSI Z88 or national equivalent)

Required Minimum Protection Factor	Half-Face Respirator	Full-Face Respirator	Powered Air Respirator
up to 10 x ES	P1 Air-line*	- -	PAPR-P1 -
up to 50 x ES	Air-line**	P2	PAPR-P2
up to 100 x ES	-	P3	-
		Air-line*	-
100+ x ES	-	Air-line**	PAPR-P3

* - Negative pressure demand ** - Continuous flow

A(All classes) = Organic vapours, B AUS or B1 = Acid gasses, B2 = Acid gas or hydrogen cyanide(HCN), B3 = Acid gas or hydrogen cyanide(HCN), E = Sulfur dioxide(SO2), G = Agricultural chemicals, K = Ammonia(NH3), Hg = Mercury, NO = Oxides of nitrogen, MB = Methyl bromide, AX = Low boiling point organic compounds(below 65 degC)

- Respirators may be necessary when engineering and administrative controls do not adequately prevent exposures.
- The decision to use respiratory protection should be based on professional judgment that takes into account toxicity information, exposure measurement data, and frequency and likelihood of the worker's exposure - ensure users are not subject to high thermal loads which may result in heat stress or distress due to personal protective equipment (powered, positive flow, full face apparatus may be an option).
- Published occupational exposure limits, where they exist, will assist in determining the adequacy of the selected respiratory protection. These may be government mandated or vendor recommended.
- Certified respirators will be useful for protecting workers from inhalation of particulates when properly selected and fit tested as part of a complete respiratory protection program.
- Where protection from nuisance levels of dusts are desired, use type N95 (US) or type P1 (EN143) dust masks. Use respirators and components tested and approved under appropriate government standards such as NIOSH (US) or CEN (EU)
- Use approved positive flow mask if significant quantities of dust becomes airborne.
- Try to avoid creating dust conditions.

Zinc Filler

Where significant concentrations of the material are likely to enter the breathing zone, a Class P3 respirator may be required.

Class P3 particulate filters are used for protection against highly toxic or highly irritant particulates.

Filtration rate: Filters at least 99.95% of airborne particles

Suitable for:

- Relatively small particles generated by mechanical processes eg. grinding, cutting, sanding, drilling, sawing.
- Sub-micron thermally generated particles e.g. welding fumes, fertilizer and bushfire smoke.
- Biologically active airborne particles under specified infection control applications e.g. viruses, bacteria, COVID-19, SARS
- Highly toxic particles e.g. Organophosphate Insecticides, Radionuclides, Asbestos

Note: P3 Rating can only be achieved when used with a Full Face Respirator or Powered Air-Purifying Respirator (PAPR). If used with any other respirator, it will only provide filtration protection up to a P2 rating.

SECTION 9 Physical and chemical properties

Information on basic physical and chemical properties

Appearance	grey powder		
Physical state	Divided Solid Dust	Relative density (Water = 1)	7.6
Odour	Not Available	Partition coefficient n-octanol / water	Not Available
Odour threshold	Not Available	Auto-ignition temperature (°C)	Not Available
pH (as supplied)	Not Available	Decomposition temperature (°C)	Not Available
Melting point / freezing point (°C)	Not Available	Viscosity (cSt)	Not Available
Initial boiling point and boiling range (°C)	Not Available	Molecular weight (g/mol)	Not Available
Flash point (°C)	Not Applicable	Taste	Not Available
Evaporation rate	Not Available BuAC = 1	Explosive properties	Not Available
Flammability	Not Applicable	Oxidising properties	Not Available
Upper Explosive Limit (%)	Not Available	Surface Tension (dyn/cm or mN/m)	Not Applicable
Lower Explosive Limit (%)	Not Available	Volatile Component (%vol)	Negligible
Vapour pressure (kPa)	Not Available	Gas group	Not Available
Solubility in water	Immiscible	pH as a solution (1%)	Not Available
Vapour density (Air = 1)	Not Available	VOC g/L	0.00

SECTION 10 Stability and reactivity

Reactivity	See section 7
Chemical stability	<ul style="list-style-type: none"> · Unstable in the presence of incompatible materials ▶ May heat spontaneously ▶ Identify and remove sources of ignition and heating. ▶ Incompatible material, especially oxidisers, and/or other sources of oxygen may produce unstable product(s). ▶ Avoid sources of water contamination (e.g. rain water, moisture, high humidity). ▶ Avoid contact with oxygenated solvents/ reagents such as alcohols.
Possibility of hazardous reactions	See section 7
Conditions to avoid	See section 7
Incompatible materials	See section 7
Hazardous decomposition products	See section 5

SECTION 11 Toxicological information

Information on toxicological effects

Inhaled	<p>The material is not thought to produce adverse health effects or irritation of the respiratory tract (as classified by EC Directives using animal models). Nevertheless, good hygiene practice requires that exposure be kept to a minimum and that suitable control measures be used in an occupational setting.</p> <p>Persons with impaired respiratory function, airway diseases and conditions such as emphysema or chronic bronchitis, may incur further disability if excessive concentrations of particulate are inhaled.</p> <p>If prior damage to the circulatory or nervous systems has occurred or if kidney damage has been sustained, proper screenings should be conducted on individuals who may be exposed to further risk if handling and use of the material result in excessive exposures.</p> <p>Not normally a hazard due to non-volatile nature of product</p>
----------------	--

Zinc Filler

	The inhalation of small particles of metal oxide results in sudden thirst, a sweet, metallic foul taste, throat irritation, cough, dry mucous membranes, tiredness and general unwellness. Headache, nausea and vomiting, fever or chills, restlessness, sweating, diarrhoea, excessive urination and prostration may also occur. Inhalation of dusts, generated by the material during the course of normal handling, may be damaging to the health of the individual.
Ingestion	The material has NOT been classified by EC Directives or other classification systems as 'harmful by ingestion'. This is because of the lack of corroborating animal or human evidence.
Skin Contact	Skin contact is not thought to have harmful health effects (as classified under EC Directives); the material may still produce health damage following entry through wounds, lesions or abrasions. Open cuts, abraded or irritated skin should not be exposed to this material Entry into the blood-stream, through, for example, cuts, abrasions or lesions, may produce systemic injury with harmful effects. Examine the skin prior to the use of the material and ensure that any external damage is suitably protected. Skin contact with the material may be harmful; systemic effects may result following absorption. There is some evidence to suggest that the material may cause mild but significant inflammation of the skin either following direct contact or after a delay of some time. Repeated exposure can cause contact dermatitis which is characterised by redness, swelling and blistering.
Eye	Although the material is not thought to be an irritant (as classified by EC Directives), direct contact with the eye may cause transient discomfort characterised by tearing or conjunctival redness (as with windburn). Slight abrasive damage may also result. Contact with the eye by metal dusts may cause mechanical abrasion or foreign body penetration of the eyeball.
Chronic	Repeated or long-term occupational exposure is likely to produce cumulative health effects involving organs or biochemical systems. There is sufficient evidence to suggest that this material directly causes cancer in humans.

Zinc Filler	TOXICITY	IRRITATION
	Not Available	Not Available
zinc powder	TOXICITY	IRRITATION
	Oral (rat) LD50: >2000 mg/kg ^[1]	Eye: no adverse effect observed (not irritating) ^[1]
		Skin: no adverse effect observed (not irritating) ^[1]
zinc oxide	TOXICITY	IRRITATION
	Oral (mouse) LD50: 7950 mg/kg ^[2]	Eye (rabbit) : 500 mg/24 h - mild
	Oral (rat) LD50: >5000 mg/kg ^[1]	Eye: no adverse effect observed (not irritating) ^[1]
	Oral (rat) LD50: >8437 mg/kg ^[2]	Skin (rabbit) : 500 mg/24 h - mild
		Skin: no adverse effect observed (not irritating) ^[1]
Legend:	1. Value obtained from Europe ECHA Registered Substances - Acute toxicity 2. Value obtained from manufacturer's SDS. Unless otherwise specified data extracted from RTECS - Register of Toxic Effect of chemical Substances	

ZINC POWDER	Inhalation (human) TCLo: 124 mg/m ³ /50min. Skin (human):0.3mg/3DaysInt. mild
ZINC OXIDE	The material may cause skin irritation after prolonged or repeated exposure and may produce on contact skin redness, swelling, the production of vesicles, scaling and thickening of the skin.

Acute Toxicity	✗	Carcinogenicity	✗
Skin Irritation/Corrosion	✗	Reproductivity	✗
Serious Eye Damage/Irritation	✗	STOT - Single Exposure	✗
Respiratory or Skin sensitisation	✗	STOT - Repeated Exposure	✗
Mutagenicity	✗	Aspiration Hazard	✗

Legend: ✗ – Data either not available or does not fill the criteria for classification
 ✔ – Data available to make classification

SECTION 12 Ecological information

Toxicity

Zinc Filler	Endpoint	Test Duration (hr)	Species	Value	Source
	Not Available	Not Available	Not Available	Not Available	Not Available
zinc powder	Endpoint	Test Duration (hr)	Species	Value	Source
	EC10(ECx)	168h	Algae or other aquatic plants	0.0025mg/l	2
	EC50	96h	Algae or other aquatic plants	0.042mg/l	2
	EC50	72h	Algae or other aquatic plants	0.005mg/l	4
	LC50	96h	Fish	0.01068-0.01413mg/l	4
	EC50	48h	Crustacea	0.06-0.08mg/l	4

Continued...

Zinc Filler

zinc oxide	Endpoint	Test Duration (hr)	Species	Value	Source
	BCF	1344h	Fish	19-110	7
	LC50	96h	Fish	0.112mg/l	2
	EC50	72h	Algae or other aquatic plants	0.036-0.049mg/l	4
	EC50	48h	Crustacea	0.105mg/l	2
	EC10(ECx)	168h	Algae or other aquatic plants	0.0025mg/l	2
	EC50	96h	Algae or other aquatic plants	0.3mg/l	2

Legend: *Extracted from 1. IUCLID Toxicity Data 2. Europe ECHA Registered Substances - Ecotoxicological Information - Aquatic Toxicity 4. US EPA, Ecotox database - Aquatic Toxicity Data 5. ECETOC Aquatic Hazard Assessment Data 6. NITE (Japan) - Bioconcentration Data 7. METI (Japan) - Bioconcentration Data 8. Vendor Data*

Very toxic to aquatic organisms.

Do NOT allow product to come in contact with surface waters or to intertidal areas below the mean high water mark. Do not contaminate water when cleaning equipment or disposing of equipment wash-waters.

Wastes resulting from use of the product must be disposed of on site or at approved waste sites.

DO NOT discharge into sewer or waterways.

Persistence and degradability

Ingredient	Persistence: Water/Soil	Persistence: Air
	No Data available for all ingredients	No Data available for all ingredients

Bioaccumulative potential

Ingredient	Bioaccumulation
zinc oxide	LOW (BCF = 217)

Mobility in soil

Ingredient	Mobility
	No Data available for all ingredients


SECTION 13 Disposal considerations

Waste treatment methods

Product / Packaging disposal	<ul style="list-style-type: none"> ▶ Containers may still present a chemical hazard/ danger when empty. ▶ Return to supplier for reuse/ recycling if possible. <p>Otherwise:</p> <ul style="list-style-type: none"> ▶ If container can not be cleaned sufficiently well to ensure that residuals do not remain or if the container cannot be used to store the same product, then puncture containers, to prevent re-use, and bury at an authorised landfill. ▶ Where possible retain label warnings and SDS and observe all notices pertaining to the product. <p>Legislation addressing waste disposal requirements may differ by country, state and/ or territory. Each user must refer to laws operating in their area. In some areas, certain wastes must be tracked.</p> <p>A Hierarchy of Controls seems to be common - the user should investigate:</p> <ul style="list-style-type: none"> ▶ Reduction ▶ Reuse ▶ Recycling ▶ Disposal (if all else fails) <p>This material may be recycled if unused, or if it has not been contaminated so as to make it unsuitable for its intended use. Shelf life considerations should also be applied in making decisions of this type. Note that properties of a material may change in use, and recycling or reuse may not always be appropriate. In most instances the supplier of the material should be consulted.</p> <ul style="list-style-type: none"> ▶ DO NOT allow wash water from cleaning or process equipment to enter drains. ▶ It may be necessary to collect all wash water for treatment before disposal. ▶ In all cases disposal to sewer may be subject to local laws and regulations and these should be considered first. ▶ Where in doubt contact the responsible authority. ▶ Recycle wherever possible. ▶ Consult manufacturer for recycling options or consult local or regional waste management authority for disposal if no suitable treatment or disposal facility can be identified. ▶ Dispose of by: burial in a land-fill specifically licensed to accept chemical and / or pharmaceutical wastes or Incineration in a licensed apparatus (after admixture with suitable combustible material) ▶ Decontaminate empty containers. Observe all label safeguards until containers are cleaned and destroyed.
------------------------------	---

SECTION 14 Transport information

Labels Required



Zinc Filler

Marine Pollutant	
HAZCHEM	2Z

Land transport (ADG)

UN number or ID number	3077	
UN proper shipping name	ENVIRONMENTALLY HAZARDOUS SUBSTANCE, SOLID, N.O.S. (contains zinc powder)	
Transport hazard class(es)	Class	9
	Subrisk	Not Applicable
Packing group	III	
Environmental hazard	Environmentally hazardous	
Special precautions for user	Special provisions	274 331 335 375 AU01
	Limited quantity	5 kg

Environmentally Hazardous Substances meeting the descriptions of UN 3077 or UN 3082 are not subject to this Code when transported by road or rail in;

(a) packagings;

(b) IBCs; or

(c) any other receptacle not exceeding 500 kg(L).

- Australian Special Provisions (SP AU01) - ADG Code 7th Ed.

Air transport (ICAO-IATA / DGR)

UN number	3077	
UN proper shipping name	Environmentally hazardous substance, solid, n.o.s. (contains zinc powder)	
Transport hazard class(es)	ICAO/IATA Class	9
	ICAO / IATA Subrisk	Not Applicable
	ERG Code	9L
Packing group	III	
Environmental hazard	Environmentally hazardous	
Special precautions for user	Special provisions	A97 A158 A179 A197 A215
	Cargo Only Packing Instructions	956
	Cargo Only Maximum Qty / Pack	400 kg
	Passenger and Cargo Packing Instructions	956
	Passenger and Cargo Maximum Qty / Pack	400 kg
	Passenger and Cargo Limited Quantity Packing Instructions	Y956
Passenger and Cargo Limited Maximum Qty / Pack	30 kg G	

Sea transport (IMDG-Code / GGVSee)

UN number	3077	
UN proper shipping name	ENVIRONMENTALLY HAZARDOUS SUBSTANCE, SOLID, N.O.S. (contains zinc powder)	
Transport hazard class(es)	IMDG Class	9
	IMDG Subrisk	Not Applicable
Packing group	III	
Environmental hazard	Marine Pollutant	
Special precautions for user	EMS Number	F-A, S-F
	Special provisions	274 335 966 967 969
	Limited Quantities	5 kg

Transport in bulk according to Annex II of MARPOL and the IBC code

Not Applicable

Transport in bulk in accordance with MARPOL Annex V and the IMSBC Code

Product name	Group
zinc powder	Not Available
zinc oxide	Not Available

Transport in bulk in accordance with the IGC Code

Continued...

Zinc Filler

Product name	Ship Type
zinc powder	Not Available
zinc oxide	Not Available

SECTION 15 Regulatory information

Safety, health and environmental regulations / legislation specific for the substance or mixture

zinc powder is found on the following regulatory lists

Australia Hazardous Chemical Information System (HCIS) - Hazardous Chemicals
 Australian Inventory of Industrial Chemicals (AIIC)

International WHO List of Proposed Occupational Exposure Limit (OEL) Values for
 Manufactured Nanomaterials (MNMS)

zinc oxide is found on the following regulatory lists

Australia Hazardous Chemical Information System (HCIS) - Hazardous Chemicals
 Australia Standard for the Uniform Scheduling of Medicines and Poisons (SUSMP) -
 Schedule 4

Australian Inventory of Industrial Chemicals (AIIC)
 International WHO List of Proposed Occupational Exposure Limit (OEL) Values for
 Manufactured Nanomaterials (MNMS)

National Inventory Status

National Inventory	Status
Australia - AIIC / Australia Non-Industrial Use	Yes
Canada - DSL	Yes
Canada - NDSL	No (zinc powder)
China - IECSC	Yes
Europe - EINEC / ELINCS / NLP	Yes
Japan - ENCS	No (zinc powder)
Korea - KECI	Yes
New Zealand - NZIoC	Yes
Philippines - PICCS	Yes
USA - TSCA	Yes
Taiwan - TCSI	Yes
Mexico - INSQ	Yes
Vietnam - NCI	Yes
Russia - FBEPH	Yes
Legend:	Yes = All CAS declared ingredients are on the inventory No = One or more of the CAS listed ingredients are not on the inventory. These ingredients may be exempt or will require registration.

SECTION 16 Other information

Revision Date	22/02/2023
Initial Date	29/08/2017

SDS Version Summary

Version	Date of Update	Sections Updated
5.11	22/02/2023	Toxicological information - Chronic Health, Ecological Information - Environmental, Exposure controls / personal protection - Exposure Standard, Firefighting measures - Fire Fighter (fire/explosion hazard), Firefighting measures - Fire Fighter (fire fighting), Composition / information on ingredients - Ingredients, Physical and chemical properties - Physical Properties, Handling and storage - Storage (storage incompatibility)

Other information

Classification of the preparation and its individual components has drawn on official and authoritative sources as well as independent review by the Chemwatch Classification committee using available literature references.

The SDS is a Hazard Communication tool and should be used to assist in the Risk Assessment. Many factors determine whether the reported Hazards are Risks in the workplace or other settings. Risks may be determined by reference to Exposures Scenarios. Scale of use, frequency of use and current or available engineering controls must be considered.

Definitions and abbreviations

PC—TWA: Permissible Concentration-Time Weighted Average
 PC—STEL: Permissible Concentration-Short Term Exposure Limit
 IARC: International Agency for Research on Cancer
 ACGIH: American Conference of Governmental Industrial Hygienists
 STEL: Short Term Exposure Limit
 TEEL: Temporary Emergency Exposure Limit.
 IDLH: Immediately Dangerous to Life or Health Concentrations
 ES: Exposure Standard
 OSF: Odour Safety Factor
 NOAEL :No Observed Adverse Effect Level
 LOAEL: Lowest Observed Adverse Effect Level
 TLV: Threshold Limit Value
 LOD: Limit Of Detection
 OTV: Odour Threshold Value
 BCF: BioConcentration Factors
 BEI: Biological Exposure Index

Zinc Filler

AIIC: Australian Inventory of Industrial Chemicals
DSL: Domestic Substances List
NDSL: Non-Domestic Substances List
IECSC: Inventory of Existing Chemical Substance in China
EINECS: European Inventory of Existing Commercial chemical Substances
ELINCS: European List of Notified Chemical Substances
NLP: No-Longer Polymers
ENCS: Existing and New Chemical Substances Inventory
KECI: Korea Existing Chemicals Inventory
NZIoC: New Zealand Inventory of Chemicals
PICCS: Philippine Inventory of Chemicals and Chemical Substances
TSCA: Toxic Substances Control Act
TCSI: Taiwan Chemical Substance Inventory
INSQ: Inventario Nacional de Sustancias Químicas
NCI: National Chemical Inventory
FBEPH: Russian Register of Potentially Hazardous Chemical and Biological Substances

Powered by AuthorITe, from Chemwatch.